

Election Summary Report
PRIMARY ELECTION - TUESDAY, AUGUST 2, 2022
CLARK COUNTY, MISSOURI
Election Results 08022022
Unofficial Results August 2, 2022

Date: 8/2/2022
Time: 8:16:21 PM
Page 1/4

Registered Voters 4,895 - Total Ballots 1,312 : 26.80%

7 of 7 Precincts Reporting 100.00%

Party Distribution

Number of Precincts	7	
Precincts Reporting	7	100.00%
Total Ballots	1,312	
NON-PARTISAN	7	0.53%
REPUBLICAN PARTY	1,115	84.98%
DEMOCRATIC PARTY	185	14.10%
LIBERTARIAN PARTY	1	0.08%
CONSTITUTION PARTY	4	0.30%

**STATE AUDITOR
(REPUBLICAN PARTY)**

Number of Precincts	7	
Precincts Reporting	7	100.00%
Vote For 1		
Total Votes	865	
DAVID GREGORY	352	40.69%
SCOTT FITZPATRICK	513	59.31%
Undervote	249	
Overvote	1	

**US SENATOR
(REPUBLICAN PARTY)**

Number of Precincts	7	
Precincts Reporting	7	100.00%
Vote For 1		
Total Votes	1,000	
PATRICK A LEWIS	40	4.00%
ERIC SCHMITT	376	37.60%
BILLY LONG	21	2.10%
ERIC GREITENS	326	32.60%
BERNIE MOWINSKI	1	0.10%
C.W. GARDNER	9	0.90%
DESHON PORTER	4	0.40%
VICKY HARTZLER	122	12.20%
DAVE SIMS	8	0.80%
MARK McCLOSKEY	23	2.30%
ERIC McELROY	10	1.00%
DENNIS LEE CHILTON	5	0.50%
ROBERT ALLEN	22	2.20%
DAVE SCHATZ	10	1.00%
HARTFORD TUNNELL	1	0.10%
KEVIN C. SCHEPERS	2	0.20%
RICKEY JOINER	6	0.60%
ROBERT OLSON	4	0.40%
RUSSEL PEALER BREYFOGLE	0	0%
Jr		
DARRELL LEON McCLANAHAN	5	0.50%
III		
CURTIS D. VAUGHN	5	0.50%
Undervote	114	
Overvote	1	

**US REPRESENTATIVE DISTRICT 6
(REPUBLICAN PARTY)**

Number of Precincts	7	
Precincts Reporting	7	100.00%
Vote For 1		
Total Votes	1,027	
BRANDON KLEINMEYER	70	6.82%
DAKOTA SHULTZ	55	5.36%
SAM GRAVES	825	80.33%
JOHN DADY	14	1.36%
CHRISTOPHER RYAN	63	6.13%
Undervote	87	
Overvote	1	

**STATE SENATOR DISTRICT 18
(REPUBLICAN PARTY)**

Number of Precincts	7	
Precincts Reporting	7	100.00%
Vote For 1		
Total Votes	826	
CINDY OLAUGHLIN	826	100.00%
Undervote	289	
Overvote	0	

Election Summary Report
PRIMARY ELECTION - TUESDAY, AUGUST 2, 2022
CLARK COUNTY, MISSOURI
Election Results 08022022
Unofficial Results August 2, 2022

Date: 8/2/2022
Time: 8:16:21 PM
Page 2/4

Registered Voters 4,895 - Total Ballots 1,312 : 26.80%

7 of 7 Precincts Reporting 100.00%

**STATE REPRESENTATIVE DISTRICT 4
(REPUBLICAN PARTY)**

Number of Precincts	7	
Precincts Reporting	7	100.00%
Vote For 1		
Total Votes	833	

GREG SHARPE	833	100.00%
Undervote	282	
Overvote	0	

**CIRCUIT JUDGE CIRCUIT 1
(REPUBLICAN PARTY)**

Number of Precincts	7	
Precincts Reporting	7	100.00%
Vote For 1		
Total Votes	1,062	

RICK ROBERTS	832	78.34%
KEVIN BROWN	230	21.66%
Undervote	52	
Overvote	1	

**ASSOCIATE CIRCUIT JUDGE
(REPUBLICAN PARTY)**

Number of Precincts	7	
Precincts Reporting	7	100.00%
Vote For 1		
Total Votes	788	

HOLLY CONGER-KOENIG	788	100.00%
Undervote	327	
Overvote	0	

**PRESIDING COMMISSIONER
(REPUBLICAN PARTY)**

Number of Precincts	7	
Precincts Reporting	7	100.00%
Vote For 1		
Total Votes	1,090	

BUDDY KATTELMANN	319	29.27%
KARL HAMNER	378	34.68%
STEVEN H KRUEGER	393	36.06%
Undervote	24	
Overvote	1	

**COUNTY CLERK
(REPUBLICAN PARTY)**

Number of Precincts	7	
Precincts Reporting	7	100.00%
Vote For 1		
Total Votes	1,068	

KELLY WAPLES	698	65.36%
AMANDA DENNING	370	34.64%
Undervote	46	
Overvote	1	

**CIRCUIT CLERK
(REPUBLICAN PARTY)**

Number of Precincts	7	
Precincts Reporting	7	100.00%
Vote For 1		
Total Votes	908	

KIMBERLY SCHANTZ-SMITH	908	100.00%
Undervote	207	
Overvote	0	

Election Summary Report
PRIMARY ELECTION - TUESDAY, AUGUST 2, 2022
CLARK COUNTY, MISSOURI
Election Results 08022022
Unofficial Results August 2, 2022

Date: 8/2/2022
Time: 8:16:21 PM
Page 3/4

Registered Voters 4,895 - Total Ballots 1,312 : 26.80%

7 of 7 Precincts Reporting 100.00%

**RECORDER
(REPUBLICAN PARTY)**

Number of Precincts	7	
Precincts Reporting	7	100.00%
Vote For 1		
Total Votes	934	

MELISSA BEVANS	934	100.00%
Undervote	181	
Overvote	0	

**COUNTY TREASURER
(REPUBLICAN PARTY)**

Number of Precincts	7	
Precincts Reporting	7	100.00%
Vote For 1		
Total Votes	918	

ROBERTA McAFEE	918	100.00%
Undervote	197	
Overvote	0	

**COLLECTOR
(REPUBLICAN PARTY)**

Number of Precincts	7	
Precincts Reporting	7	100.00%
Vote For 1		
Total Votes	947	

MICHELLE ALLEN	947	100.00%
Undervote	168	
Overvote	0	

**US SENATOR
(DEMOCRATIC PARTY)**

Number of Precincts	7	
Precincts Reporting	7	100.00%
Vote For 1		
Total Votes	160	

LEWIS ROLEN	13	8.12%
GENA ROSS	19	11.88%
CARLA COFFEE WRIGHT	12	7.50%
JOSH SHIPP	2	1.25%
SPENCER TODER	31	19.38%
LUCAS KUNCE	31	19.38%
JEWEL KELLY	17	10.62%
CLARENCE (CLAY) TAYLOR	7	4.38%
PAT KELLY	9	5.62%
TRUDY BUSCH VALENTINE	13	8.12%
RONALD (RON) WILLIAM	6	3.75%
HARRIS		
Undervote	25	
Overvote	0	

**STATE AUDITOR
(DEMOCRATIC PARTY)**

Number of Precincts	7	
Precincts Reporting	7	100.00%
Vote For 1		
Total Votes	125	

ALAN GREEN	125	100.00%
Undervote	60	
Overvote	0	

**US REPRESENTATIVE DISTRICT 6
(DEMOCRATIC PARTY)**

Number of Precincts	7	
Precincts Reporting	7	100.00%
Vote For 1		
Total Votes	175	

HENRY MARTIN	23	13.14%
CHARLES WEST	138	78.86%
MICHAEL HOWARD	14	8.00%
Undervote	10	
Overvote	0	

Election Summary Report
PRIMARY ELECTION - TUESDAY, AUGUST 2, 2022
CLARK COUNTY, MISSOURI
Election Results 08022022
Unofficial Results August 2, 2022

Date: 8/2/2022
Time: 8:16:21 PM
Page 4/4

Registered Voters 4,895 - Total Ballots 1,312 : 26.80%

7 of 7 Precincts Reporting 100.00%

**STATE SENATOR DISTRICT 18
(DEMOCRATIC PARTY)**

Number of Precincts	7	
Precincts Reporting	7	100.00%
Vote For 1		
Total Votes	144	
AYANNA SHIVERS	144	100.00%
Undervote	41	
Overvote	0	

**US REPRESENTATIVE DISTRICT 6
(LIBERTARIAN PARTY)**

Number of Precincts	7	
Precincts Reporting	7	100.00%
Vote For 1		
Total Votes	1	
EDWARD A (ANDY) MAIDMENT	1	100.00%
Undervote	0	
Overvote	0	

**PRESIDING COMMISSIONER
(DEMOCRATIC PARTY)**

Number of Precincts	7	
Precincts Reporting	7	100.00%
Vote For 1		
Total Votes	147	
PAUL BROTHERTON	147	100.00%
Undervote	38	
Overvote	0	

**US SENATOR
(CONSTITUTION PARTY)**

Number of Precincts	7	
Precincts Reporting	7	100.00%
Vote For 1		
Total Votes	3	
PAUL VENABLE	3	100.00%
Undervote	1	
Overvote	0	

**US SENATOR
(LIBERTARIAN PARTY)**

Number of Precincts	7	
Precincts Reporting	7	100.00%
Vote For 1		
Total Votes	1	
JONATHAN DINE	1	100.00%
Undervote	0	
Overvote	0	

**CONSOLIDATED PUBLIC WATER SUPPLY DISTRICT
NO. 1 QUESTION**

Number of Precincts	7	
Precincts Reporting	7	100.00%
Vote For 1		
Total Votes	794	
YES	533	67.13%
NO	261	32.87%
Undervote	40	
Overvote	0	

**STATE AUDITOR
(LIBERTARIAN PARTY)**

Number of Precincts	7	
Precincts Reporting	7	100.00%
Vote For 1		
Total Votes	1	
JOHN A. HARTWIG Jr.	1	100.00%
Undervote	0	
Overvote	0	

Election Summary Report
PRIMARY ELECTION - TUESDAY, AUGUST 2, 2022
KNOX COUNTY, MISSOURI
August 2, 2022 Primary
UNOFFICIAL-ALL

Date: 8/2/2022
Time: 7:55:30 PM
Page 1/4

Registered Voters 2,511 - Total Ballots 938 : 37.36%

7 of 7 Precincts Reporting 100.00%

Party Distribution

Number of Precincts	7	
Precincts Reporting	7	100.00%
Total Ballots	938	
NON-PARTISAN	0	0%
REPUBLICAN PARTY	869	92.64%
DEMOCRATIC PARTY	68	7.25%
LIBERTARIAN PARTY	1	0.11%
CONSTITUTION PARTY	0	0%

STATE AUDITOR
(REPUBLICAN PARTY)

Number of Precincts	7	
Precincts Reporting	7	100.00%
Vote For 1		
Total Votes	595	
DAVID GREGORY	182	30.59%
SCOTT FITZPATRICK	413	69.41%
Undervote	274	
Overvote	0	

US SENATOR
(REPUBLICAN PARTY)

Number of Precincts	7	
Precincts Reporting	7	100.00%
Vote For 1		
Total Votes	754	

PATRICK A LEWIS	23	3.05%
ERIC SCHMITT	323	42.84%
BILLY LONG	9	1.19%
ERIC GREITENS	230	30.50%
BERNIE MOWINSKI	1	0.13%
C.W. GARDNER	7	0.93%
DESHON PORTER	2	0.27%
VICKY HARTZLER	114	15.12%
DAVE SIMS	1	0.13%
MARK McCLOSKEY	17	2.25%
ERIC McELROY	3	0.40%
DENNIS LEE CHILTON	1	0.13%
ROBERT ALLEN	1	0.13%
DAVE SCHATZ	6	0.80%
HARTFORD TUNNELL	1	0.13%
KEVIN C. SCHEPERS	1	0.13%
RICKEY JOINER	3	0.40%
ROBERT OLSON	3	0.40%
RUSSEL PEALER BREYFOGLE Jr	1	0.13%
DARRELL LEON McCLANAHAN III	3	0.40%
CURTIS D. VAUGHN	4	0.53%
Undervote	115	
Overvote	0	

US REPRESENTATIVE DISTRICT 6
(REPUBLICAN PARTY)

Number of Precincts	7	
Precincts Reporting	7	100.00%
Vote For 1		
Total Votes	756	

BRANDON KLEINMEYER	47	6.22%
DAKOTA SHULTZ	83	10.98%
SAM GRAVES	597	78.97%
JOHN DADY	3	0.40%
CHRISTOPHER RYAN	26	3.44%
Undervote	113	
Overvote	0	

STATE SENATOR DISTRICT 18
(REPUBLICAN PARTY)

Number of Precincts	7	
Precincts Reporting	7	100.00%
Vote For 1		
Total Votes	609	

CINDY OLAUGHLIN	609	100.00%
Undervote	260	
Overvote	0	

Election Summary Report
PRIMARY ELECTION - TUESDAY, AUGUST 2, 2022
KNOX COUNTY, MISSOURI
August 2, 2022 Primary
UNOFFICIAL-ALL

Date: 8/2/2022
Time: 7:55:30 PM
Page 2/4

Registered Voters 2,511 - Total Ballots 938 : 37.36%

7 of 7 Precincts Reporting 100.00%

STATE REPRESENTATIVE DISTRICT 4
(REPUBLICAN PARTY)

Number of Precincts	7	
Precincts Reporting	7	100.00%
Vote For 1		
Total Votes	596	

GREG SHARPE	596	100.00%
Undervote	273	
Overvote	0	

RECORDER OF DEEDS
(REPUBLICAN PARTY)

Number of Precincts	7	
Precincts Reporting	7	100.00%
Vote For 1		
Total Votes	699	

AUDREY HAMLIN	699	100.00%
Undervote	170	
Overvote	0	

PRESIDING COMMISSIONER
(REPUBLICAN PARTY)

Number of Precincts	7	
Precincts Reporting	7	100.00%
Vote For 1		
Total Votes	854	

EVAN GLASGOW	480	56.21%
MICHELLE R. DAVIS	374	43.79%
Undervote	14	
Overvote	1	

COUNTY TREASURER
(REPUBLICAN PARTY)

Number of Precincts	7	
Precincts Reporting	7	100.00%
Vote For 1		
Total Votes	692	

DONNIE L. DAVIS	692	100.00%
Undervote	177	
Overvote	0	

COUNTY CLERK
(REPUBLICAN PARTY)

Number of Precincts	7	
Precincts Reporting	7	100.00%
Vote For 1		
Total Votes	652	

MARLENE E. SPORY	652	100.00%
Undervote	217	
Overvote	0	

COUNTY COLLECTOR
(REPUBLICAN PARTY)

Number of Precincts	7	
Precincts Reporting	7	100.00%
Vote For 1		
Total Votes	668	

LINDA J. WOODS	668	100.00%
Undervote	201	
Overvote	0	

CIRCUIT CLERK
(REPUBLICAN PARTY)

Number of Precincts	7	
Precincts Reporting	7	100.00%
Vote For 1		
Total Votes	666	

KIMBERLY HATFIELD	666	100.00%
Undervote	203	
Overvote	0	

Election Summary Report
PRIMARY ELECTION - TUESDAY, AUGUST 2, 2022
KNOX COUNTY, MISSOURI
August 2, 2022 Primary
UNOFFICIAL-ALL

Date: 8/2/2022
Time: 7:55:30 PM
Page 3/4

Registered Voters 2,511 - Total Ballots 938 : 37.36%

7 of 7 Precincts Reporting 100.00%

US SENATOR
(DEMOCRATIC PARTY)

Number of Precincts	7	
Precincts Reporting	7	100.00%
Vote For 1		
Total Votes	63	

LEWIS ROLEN	6	9.52%
GENA ROSS	3	4.76%
CARLA COFFEE WRIGHT	5	7.94%
JOSH SHIPP	1	1.59%
SPENCER TODER	5	7.94%
LUCAS KUNCE	23	36.51%
JEWEL KELLY	5	7.94%
CLARENCE (CLAY) TAYLOR	3	4.76%
PAT KELLY	7	11.11%
TRUDY BUSCH VALENTINE	4	6.35%
RONALD (RON) WILLIAM	1	1.59%
HARRIS		
Undervote	5	
Overvote	0	

STATE SENATOR DISTRICT 18
(DEMOCRATIC PARTY)

Number of Precincts	7	
Precincts Reporting	7	100.00%
Vote For 1		
Total Votes	57	

AYANNA SHIVERS	57	100.00%
Undervote	11	
Overvote	0	

ASSOCIATE CIRCUIT JUDGE
(DEMOCRATIC PARTY)

Number of Precincts	7	
Precincts Reporting	7	100.00%
Vote For 1		
Total Votes	59	

THOMAS P. REDINGTON	59	100.00%
Undervote	9	
Overvote	0	

STATE AUDITOR
(DEMOCRATIC PARTY)

Number of Precincts	7	
Precincts Reporting	7	100.00%
Vote For 1		
Total Votes	47	

ALAN GREEN	47	100.00%
Undervote	21	
Overvote	0	

US SENATOR
(LIBERTARIAN PARTY)

Number of Precincts	7	
Precincts Reporting	7	100.00%
Vote For 1		
Total Votes	0	

JONATHAN DINE	0	0%
Undervote	1	
Overvote	0	

US REPRESENTATIVE DISTRICT 6
(DEMOCRATIC PARTY)

Number of Precincts	7	
Precincts Reporting	7	100.00%
Vote For 1		
Total Votes	61	

HENRY MARTIN	20	32.79%
CHARLES WEST	28	45.90%
MICHAEL HOWARD	13	21.31%
Undervote	7	
Overvote	0	

STATE AUDITOR
(LIBERTARIAN PARTY)

Number of Precincts	7	
Precincts Reporting	7	100.00%
Vote For 1		
Total Votes	1	

JOHN A. HARTWIG Jr.	1	100.00%
Undervote	0	
Overvote	0	

Election Summary Report
PRIMARY ELECTION - TUESDAY, AUGUST 2, 2022
KNOX COUNTY, MISSOURI
August 2, 2022 Primary
UNOFFICIAL-ALL

Date: 8/2/2022
Time: 7:55:30 PM
Page 4/4

Registered Voters 2,511 - Total Ballots 938 : 37.36%

7 of 7 Precincts Reporting 100.00%

US REPRESENTATIVE DISTRICT 6
(LIBERTARIAN PARTY)

Number of Precincts	7	
Precincts Reporting	7	100.00%
Vote For 1		
Total Votes	0	

EDWARD A (ANDY) MAIDMENT	0	0%
Undervote	1	
Overvote	0	

US SENATOR
(CONSTITUTION PARTY)

Number of Precincts	7	
Precincts Reporting	7	100.00%
Vote For 1		
Total Votes	0	

PAUL VENABLE	0	0%
Undervote	0	
Overvote	0	

COUNTY OF KNOX PROPOSITION A

Number of Precincts	7	
Precincts Reporting	7	100.00%
Vote For 1		
Total Votes	905	

YES	778	85.97%
NO	127	14.03%
Undervote	33	
Overvote	0	

PUBLIC WATER SUPPLY DISTRICT NO. 1 CLARK COUNTY
MISSOURI QUESTION

Number of Precincts	2	
Precincts Reporting	2	100.00%
Vote For 1		
Total Votes	4	

YES	2	50.00%
NO	2	50.00%
Undervote	0	
Overvote	0	

Election Summary Report
PRIMARY ELECTION - TUESDAY, AUGUST 2, 2022
LEWIS COUNTY, MISSOURI
Election Results

Date: 8/2/2022
Time: 9:35:49 PM CDT
Page 1/4

Registered Voters 6,560 - Total Ballots 1,977 : 30.14%

7 of 7 Precincts Reporting 100.00%

Party Distribution		
Number of Precincts	7	
Precincts Reporting	7	100.00%
Total Ballots	1,977	
NON-PARTISAN	1	0.05%
REPUBLICAN PARTY	1,798	90.95%
DEMOCRATIC PARTY	178	9.00%
LIBERTARIAN PARTY	0	0%
CONSTITUTION PARTY	0	0%

US SENATOR (REPUBLICAN PARTY)		
Number of Precincts	7	
Precincts Reporting	7	100.00%
Vote For 1		
Total Votes	1,696	
PATRICK A LEWIS	54	3.18%
ERIC SCHMITT	609	35.91%
BILLY LONG	16	0.94%
ERIC GREITENS	545	32.13%
BERNIE MOWINSKI	5	0.29%
C.W. GARDNER	3	0.18%
DESHON PORTER	13	0.77%
VICKY HARTZLER	211	12.44%
DAVE SIMS	8	0.47%
MARK McCLOSKEY	151	8.90%
ERIC McELROY	20	1.18%
DENNIS LEE CHILTON	3	0.18%
ROBERT ALLEN	2	0.12%
DAVE SCHATZ	5	0.29%
HARTFORD TUNNELL	2	0.12%
KEVIN C. SCHEPERS	2	0.12%
RICKEY JOINER	4	0.24%
ROBERT OLSON	11	0.65%
RUSSEL PEALER BREYFOGLE Jr	1	0.06%
DARRELL LEON McCLANAHAN III	9	0.53%
CURTIS D. VAUGHN	22	1.30%

STATE AUDITOR (REPUBLICAN PARTY)		
Number of Precincts	7	
Precincts Reporting	7	100.00%
Vote For 1		
Total Votes	1,485	
DAVID GREGORY	576	38.79%
SCOTT FITZPATRICK	909	61.21%

US REPRESENTATIVE DISTRICT 6 (REPUBLICAN PARTY)		
Number of Precincts	7	
Precincts Reporting	7	100.00%
Vote For 1		
Total Votes	1,657	
BRANDON KLEINMEYER	111	6.70%
DAKOTA SHULTZ	97	5.85%
SAM GRAVES	1,334	80.51%
JOHN DADY	14	0.84%
CHRISTOPHER RYAN	101	6.10%

STATE SENATOR DISTRICT 18 (REPUBLICAN PARTY)		
Number of Precincts	7	
Precincts Reporting	7	100.00%
Vote For 1		
Total Votes	1,435	
CINDY OLAUGHLIN	1,435	100.00%

STATE REPRESENTATIVE DISTRICT 4 (REPUBLICAN PARTY)		
Number of Precincts	7	
Precincts Reporting	7	100.00%
Vote For 1		
Total Votes	1,534	
GREG SHARPE	1,534	100.00%

Election Summary Report
PRIMARY ELECTION - TUESDAY, AUGUST 2, 2022
LEWIS COUNTY, MISSOURI
Election Results

Date: 8/2/2022
Time: 9:35:49 PM CDT
Page 2/4

Registered Voters 6,560 - Total Ballots 1,977 : 30.14%

7 of 7 Precincts Reporting 100.00%

**ASSOCIATE CIRCUIT JUDGE
(REPUBLICAN PARTY)**

Number of Precincts	7	
Precincts Reporting	7	100.00%
Vote For 1		
Total Votes	1,765	

JEFFREY O'BRIEN	647	36.66%
COREY R. MOON	1,118	63.34%

**RECORDER OF DEEDS
(REPUBLICAN PARTY)**

Number of Precincts	7	
Precincts Reporting	7	100.00%
Vote For 1		
Total Votes	1,539	

AMY PARRISH	1,539	100.00%
-------------	-------	---------

**PRESIDING COMMISSIONER
(REPUBLICAN PARTY)**

Number of Precincts	7	
Precincts Reporting	7	100.00%
Vote For 1		
Total Votes	1,688	

WAYNE "FID" MURPHY Jr.	1,027	60.84%
DENNIS McCUTCHAN	661	39.16%

**PROSECUTING ATTORNEY
(REPUBLICAN PARTY)**

Number of Precincts	7	
Precincts Reporting	7	100.00%
Vote For 1		
Total Votes	1,475	

CHELSEA L FELLINGER	1,475	100.00%
---------------------	-------	---------

**COUNTY CLERK
(REPUBLICAN PARTY)**

Number of Precincts	7	
Precincts Reporting	7	100.00%
Vote For 1		
Total Votes	1,358	

SHANNON (FIFER) SAPP	1,358	100.00%
----------------------	-------	---------

**COUNTY COLLECTOR
(REPUBLICAN PARTY)**

Number of Precincts	7	
Precincts Reporting	7	100.00%
Vote For 1		
Total Votes	1,405	

LINDSEY LAY	1,405	100.00%
-------------	-------	---------

**CIRCUIT CLERK
(REPUBLICAN PARTY)**

Number of Precincts	7	
Precincts Reporting	7	100.00%
Vote For 1		
Total Votes	1,738	

JAMIE L. KAYLOR	703	40.45%
JULIE GEORGE	1,035	59.55%

**COUNTY TREASURER
(REPUBLICAN PARTY)**

Number of Precincts	7	
Precincts Reporting	7	100.00%
Vote For 1		
Total Votes	1,488	

BONNIE ROBERSON	1,488	100.00%
-----------------	-------	---------

Election Summary Report
PRIMARY ELECTION - TUESDAY, AUGUST 2, 2022
LEWIS COUNTY, MISSOURI
Election Results

Date: 8/2/2022
Time: 9:35:49 PM CDT
Page 3/4

Registered Voters 6,560 - Total Ballots 1,977 : 30.14%

7 of 7 Precincts Reporting 100.00%

**US SENATOR
(DEMOCRATIC PARTY)**

Number of Precincts	7	
Precincts Reporting	7	100.00%
Vote For 1		
Total Votes	167	

LEWIS ROLEN	19	11.38%
GENA ROSS	10	5.99%
CARLA COFFEE WRIGHT	10	5.99%
JOSH SHIPP	4	2.40%
SPENCER TODER	7	4.19%
LUCAS KUNCE	59	35.33%
JEWEL KELLY	14	8.38%
CLARENCE (CLAY) TAYLOR	5	2.99%
PAT KELLY	9	5.39%
TRUDY BUSCH VALENTINE	24	14.37%
RONALD (RON) WILLIAM HARRIS	6	3.59%

**STATE AUDITOR
(DEMOCRATIC PARTY)**

Number of Precincts	7	
Precincts Reporting	7	100.00%
Vote For 1		
Total Votes	162	

ALAN GREEN	162	100.00%
------------	-----	---------

**US REPRESENTATIVE DISTRICT 6
(DEMOCRATIC PARTY)**

Number of Precincts	7	
Precincts Reporting	7	100.00%
Vote For 1		
Total Votes	166	

HENRY MARTIN	67	40.36%
CHARLES WEST	76	45.78%
MICHAEL HOWARD	23	13.86%

**STATE SENATOR DISTRICT 18
(DEMOCRATIC PARTY)**

Number of Precincts	7	
Precincts Reporting	7	100.00%
Vote For 1		
Total Votes	163	

AYANNA SHIVERS	163	100.00%
----------------	-----	---------

**COUNTY COLLECTOR
(DEMOCRATIC PARTY)**

Number of Precincts	7	
Precincts Reporting	7	100.00%
Vote For 1		
Total Votes	154	

DENISE M GOODWIN	154	100.00%
------------------	-----	---------

**US SENATOR
(LIBERTARIAN PARTY)**

Number of Precincts	7	
Precincts Reporting	7	100.00%
Vote For 1		
Total Votes	0	

JONATHAN DINE	0	0%
---------------	---	----

**STATE AUDITOR
(LIBERTARIAN PARTY)**

Number of Precincts	7	
Precincts Reporting	7	100.00%
Vote For 1		
Total Votes	0	

JOHN A. HARTWIG Jr.	0	0%
---------------------	---	----

**US REPRESENTATIVE DISTRICT 6
(LIBERTARIAN PARTY)**

Number of Precincts	7	
Precincts Reporting	7	100.00%
Vote For 1		
Total Votes	0	

EDWARD A (ANDY) MAIDMENT	0	0%
--------------------------	---	----

Election Summary Report
PRIMARY ELECTION - TUESDAY, AUGUST 2, 2022
LEWIS COUNTY, MISSOURI
Election Results

Date: 8/2/2022
Time: 9:35:49 PM CDT
Page 4/4

Registered Voters 6,560 - Total Ballots 1,977 : 30.14%

7 of 7 Precincts Reporting 100.00%

US SENATOR
(CONSTITUTION PARTY)

Number of Precincts	7	
Precincts Reporting	7	100.00%
Vote For 1		
Total Votes	0	

PAUL VENABLE	0	0%
--------------	---	----

CONSOLIDATED PUBLIC WATER SUPPLY DISTRICT NO.
1 QUESTION

Number of Precincts	7	
Precincts Reporting	7	100.00%
Total Votes	589	

YES	431	73.17%
NO	158	26.83%

Election Summary Report

Closed Primary

PIKE COUNTY

August 02, 2022

Summary for: All Contests, All Districts, All Tabulators, All Counting Groups

UNOFFICIAL RESULTS
AUGUST 2, 2022 PRIMARY ELECTION

Precincts Reported: 14 of 14 (100.00%)

Registered Voters: 3,234 of 21,510 (15.03%)

Ballots Cast: 3,234

SENATOR for UNITED STATES (REP) (Vote for 1)
REP

Precincts Reported: 14 of 14 (100.00%)

		Total	
Times Cast		2,779 / 21,510	12.92%
Candidate	Party	Total	
Patrick A Lewis		34	
Eric Schmitt		1,151	
Billy Long		57	
Eric Greitens		704	
Bernie Mowinski		8	
C.W. Gardner		6	
Deshon Porter		18	
Vicky Hartzler		392	
Dave Sims		7	
Mark McCloskey		193	
Eric McElroy		23	
Dennis Lee Chilton		4	
Robert Allen		19	
Dave Schatz		14	
Hartford Tunnell		1	
Kevin C. Schepers		6	
Rickey Joiner		3	
Robert Olson		6	
Russel Pealer Breyfogle Jr		4	
Darrell Leon McClanahan III		4	
Curtis D. Vaughn		34	
Total Votes		2,688	
		Total	
Unresolved Write-In		0	

SENATOR for UNITED STATES (DEM) (Vote for 1)
DEM

Precincts Reported: 14 of 14 (100.00%)

		Total	
Times Cast		453 / 21,510	2.11%
Candidate	Party	Total	
Lewis Rolen		8	
Gena Ross		14	
Carla Coffee Wright		15	
Josh Shipp		5	
Spencer Toder		21	
Lucas Kunce		105	
Jewel Kelly		3	
Clarence (Clay) Taylor		10	
Pat Kelly		12	
Trudy Busch Valentine		242	
Ronald (Ron) William Harris		14	
Total Votes		449	
		Total	
Unresolved Write-In		0	

SENATOR for UNITED STATES (LIB) (Vote for 1)
LIB

Precincts Reported: 14 of 14 (100.00%)

		Total	
Times Cast		1 / 21,510	0.00%
Candidate	Party	Total	
Jonathan Dine		1	
Total Votes		1	
		Total	
Unresolved Write-In		0	

SENATOR for UNITED STATES (CST) (Vote for 1)
CST

Precincts Reported: 14 of 14 (100.00%)

		Total	
Times Cast		1 / 21,510	0.00%
Candidate	Party	Total	
Paul Venable		1	
Total Votes		1	
		Total	
Unresolved Write-In		0	

STATE AUDITOR for MISSOURI (REP) (Vote for 1)
REP

Precincts Reported: 14 of 14 (100.00%)

		Total	
Times Cast		2,779 / 21,510	12.92%
Candidate	Party	Total	
David Gregory		768	
Scott Fitzpatrick		1,652	
Total Votes		2,420	
		Total	
Unresolved Write-In		0	

STATE AUDITOR for MISSOURI (DEM) (Vote for 1)
DEM

Precincts Reported: 14 of 14 (100.00%)

		Total	
Times Cast		453 / 21,510	2.11%
Candidate	Party	Total	
Alan Green		400	
Total Votes		400	
		Total	
Unresolved Write-In		0	

STATE AUDITOR for MISSOURI (LIB) (Vote for 1)
LIB

Precincts Reported: 14 of 14 (100.00%)

		Total	
Times Cast		1 / 21,510	0.00%
Candidate	Party	Total	
John A. Hartwig Jr.		1	
Total Votes		1	
		Total	
Unresolved Write-In		0	

UNITED STATES REPRESENTATIVE IN CONGRESS for 6TH DISTRICT (REP)
(Vote for 1)
REP

Precincts Reported: 14 of 14 (100.00%)

		Total	
Times Cast		2,779 / 21,510	12.92%
Candidate	Party	Total	
Brandon Kleinmeyer		229	
Dakota Shultz		132	
Sam Graves		1,890	
John Dady		53	
Christopher Ryan		275	
Total Votes		2,579	
		Total	
Unresolved Write-In		0	

UNITED STATES REPRESENTATIVE IN CONGRESS for 6TH DISTRICT (DEM)
(Vote for 1)
DEM

Precincts Reported: 14 of 14 (100.00%)

		Total	
Times Cast		453 / 21,510	2.11%
Candidate	Party	Total	
Henry Martin		198	
Charles West		109	
Michael Howard		113	
Total Votes		420	
		Total	
Unresolved Write-In		0	

UNITED STATES REPRESENTATIVE IN CONGRESS for 6TH DISTRICT (LIB)
(Vote for 1)
LIB

Precincts Reported: 14 of 14 (100.00%)

		Total	
Times Cast		1 / 21,510	0.00%
Candidate	Party	Total	
Edward A (Andy) Maidment		1	
Total Votes		1	
		Total	
Unresolved Write-In		0	

STATE SENATOR for 10TH DISTRICT (REP) (Vote for 1)
REP

Precincts Reported: 14 of 14 (100.00%)

		Total	
Times Cast		2,779 / 21,510	12.92%
Candidate	Party	Total	
Joshua Price		91	
Bryan Spencer		558	
Travis Fitzwater		588	
Jeff Porter		499	
Mike (Michael) Carter		897	
Total Votes		2,633	
		Total	
Unresolved Write-In		0	

STATE SENATOR for 10TH DISTRICT (LIB) (Vote for 1)
LIB

Precincts Reported: 14 of 14 (100.00%)

		Total	
Times Cast		1 / 21,510	0.00%
Candidate	Party	Total	
Catherine Dreher		1	
Total Votes		1	
		Total	
Unresolved Write-In		0	

STATE REPRESENTATIVE for 40TH DISTRICT (REP) (Vote for 1)
REP

Precincts Reported: 14 of 14 (100.00%)

		Total	
Times Cast		2,779 / 21,510	12.92%
Candidate	Party	Total	
Chad Perkins		1,860	
Dan Moran		868	
Total Votes		2,728	
		Total	
Unresolved Write-In		0	

ASSOCIATE CIRCUIT JUDGE for PIKE COUNTY (REP) (Vote for 1)
REP

Precincts Reported: 13 of 13 (100.00%)

		Total	
Times Cast		2,779 / 21,510	12.92%
Candidate	Party	Total	
Milan Berry		1,980	
Noelle Inez Cheeseman		726	
Total Votes		2,706	
		Total	
Unresolved Write-In		0	

PRESIDING COMMISSIONER OF THE COUNTY COMMISSION for PIKE COUNTY (REP) (Vote for 1) REP

Precincts Reported: 13 of 13 (100.00%)

		Total	
Times Cast		2,779 / 21,510	12.92%
Candidate	Party	Total	
Bill Allen		2,369	
Total Votes		2,369	
		Total	
Unresolved Write-In		0	

CLERK OF THE CIRCUIT COURT for PIKE COUNTY (REP) (Vote for 1) REP

Precincts Reported: 13 of 13 (100.00%)

		Total	
Times Cast		2,779 / 21,510	12.92%
Candidate	Party	Total	
Kathy Turner		2,042	
Miryah Polston		545	
Total Votes		2,587	
		Total	
Unresolved Write-In		0	

**CLERK OF THE COUNTY COMMISSION for PIKE COUNTY (REP) (Vote for 1)
REP**

Precincts Reported: 13 of 13 (100.00%)

		Total	
Times Cast		2,779 / 21,510	12.92%
Candidate	Party	Total	
Laura Stumbaugh		2,455	
Total Votes		2,455	
		Total	
Unresolved Write-In		0	

**RECORDER OF DEEDS for PIKE COUNTY (REP) (Vote for 1)
REP**

Precincts Reported: 13 of 13 (100.00%)

		Total	
Times Cast		2,779 / 21,510	12.92%
Candidate	Party	Total	
Kimberly S. Martin Luebrecht		2,424	
Total Votes		2,424	
		Total	
Unresolved Write-In		0	

PROSECUTING ATTORNEY for PIKE COUNTY (REP) (Vote for 1)
REP

Precincts Reported: 13 of 13 (100.00%)

		Total	
Times Cast		2,779 / 21,510	12.92%
Candidate	Party	Total	
Alex G. Ellison		2,411	
Total Votes		2,411	
		Total	
Unresolved Write-In		0	

COLLECTOR OF REVENUE for PIKE COUNTY (REP) (Vote for 1)
REP

Precincts Reported: 13 of 13 (100.00%)

		Total	
Times Cast		2,779 / 21,510	12.92%
Candidate	Party	Total	
Tara Morrison Eskew		2,444	
Total Votes		2,444	
		Total	
Unresolved Write-In		0	

**TREASURER for PIKE COUNTY (REP) (Vote for 1)
REP**

Precincts Reported: 13 of 13 (100.00%)

		Total	
Times Cast		2,779 / 21,510	12.92%
Candidate	Party	Total	
Olivia Edwards Ledford		2,396	
Total Votes		2,396	
		Total	
Unresolved Write-In		0	

**CORONER for PIKE COUNTY (REP) (Vote for 1)
REP**

Precincts Reported: 13 of 13 (100.00%)

		Total	
Times Cast		2,779 / 21,510	12.92%
Candidate	Party	Total	
Colton Marti		1,165	
Billy Price		1,232	
Total Votes		2,397	
		Total	
Unresolved Write-In		0	

TRI-COUNTY NURSING HOME QUESTION (Vote for 1)

Precincts Reported: 3 of 3 (100.00%)

		Total	
Times Cast		23 / 230	10.00%
Candidate	Party	Total	
Yes		8	
No		14	
Total Votes		22	
		Total	
Unresolved Write-In		0	

Election Summary Report

Closed Primary

MONTGOMERY COUNTY

August 02, 2022

Summary for: All Contests, All Districts, All Tabulators, All Counting Groups
2022 Unofficial Total Montgomery County Primary Election Results

precincts Reported: 10 of 11 (90.91%)

Registered Voters: 2,461 of 2,542 (90.91%)

Ballots Cast: 2,437

US SENATOR (REP) (Vote for 1) REP

precincts Reported: 10 of 11 (90.91%)

		Total
Times Cast		2,437 / 0 N/A
Candidates		Total
Patrick A. Lewis		53
Eric Schmitt		2-8
Billy Long		25
L. LeGrange		486
Benjamin Mowinski		3
C.W. Gardner		2
Wesley Porter		11
V. Lee Jenkins		540
Dan Stine		0
Mark McCloskey		66
Erik McElroy		5
Dennis Lee Chilton		5
Robert Allen		10
David Schatz		111
Anthony Linnell		11
Kevin C. Schepers		5
Anthony Johnson		0
Robert Brown		3
Kassal Asker Brynfield Jr		5
Donnell Leon McCarson III		2
Carole D. Vaughn		3
Total Votes		2,123
Unmarked Write-In		0

US SENATOR (DEM) (Vote for 1) DEM

precincts Reported: 10 of 11 (90.91%)

		Total
Times Cast		285 / 0 N/A
Candidates		Total
James Rellan		2
Sara Ross		4
Carle Coffee Wright		9
Joan Shipp		1
Spencer Todd		8
James Vance		19
Jewel Kelly		2
Clarence (Clay) Taylor		3
Pat Kelly		7
Trudy Susan Valentine		157
Ronald (Ron) William Harris		2
Total Votes		285
Unmarked Write-In		0

US SENATOR (LIB) (Vote for 1) LIB

precincts Reported: 10 of 11 (90.91%)

		Total
Times Cast		473 / 0 N/A
Candidates		Total
Matthew Dine		3
Total Votes		3
Unmarked Write-In		0

US SENATOR (CST) (Vote for 1) CST

precincts Reported: 10 of 11 (90.91%)

		Total
Times Cast		370 / 0 N/A
Candidates		Total
Paul Venable		2
Total Votes		2
Unmarked Write-In		0

STATE AUDITOR (REP) (Vote for 1) REP

Precincts Reported: 10 of 11 (90.91%)

Total		
Times Cast	2,770 / 0	N/A
Candidate	Party	Total
David Gregory		58
Scott Bispahoff		1,342
Total Votes		1,500
Total		
Unrecorded Write-In		0

STATE AUDITOR (DEM) (Vote for 1) DEM

Precincts Reported: 10 of 11 (90.91%)

Total		
Times Cast	285 / 0	N/A
Candidate	Party	Total
Alan Grass		212
Total Votes		212
Total		
Unrecorded Write-In		0

STATE AUDITOR (LIB) (Vote for 1) LIB

Precincts Reported: 0 of 11 (0%)

Total		
Times Cast	4 / 0	N/A
Candidate	Party	Total
John A. Harty Jr.		3
Total Votes		3
Total		
Unrecorded Write-In		0

UNITED STATES REPRESENTATIVE IN CONGRESS for 3RD DISTRICT (REP) (Vote for 1) REP

Precincts Reported: 11 of 11 (100%)

Total		
Times Cast	2,172 / 0	100%
Candidate	Party	Total
Brian Wilson		159
Blaine Lankford		1,170
Dustin Hill		780
Richard Skews Jr.		15
Total Votes		2,124
Total		
Unrecorded Write-In		0

UNITED STATES REPRESENTATIVE IN CONGRESS for 3RD DISTRICT (DEM) (Vote for 1) DEM

Precincts Reported: 10 of 11 (90.91%)

Total		
Times Cast	285 / 0	N/A
Candidate	Party	Total
Jon Kaden		52
Bethery Merrin		134
Andrew Dole		5
Dylan D. MacArthur		20
Total Votes		257
Total		
Unrecorded Write-In		0

STATE SENATOR for 10TH DISTRICT (REP) (Vote for 1) REP

Precincts Reported: 10 of 11 (90.91%)

Total		
Times Cast	2,770 / 0	N/A
Candidate	Party	Total
Joshua Price		39
Elyse Spencer		277
Timothy Blawie		266
Tyff Porter		1,277
Wesley Christensen		25
Total Votes		2,384
Total		
Unrecorded Write-In		0

STATE SENATOR for 16TH DISTRICT (LIB) (Vote for 1)

Precincts Reported: 10 of 11 (90.91%)

Total	
Times Cast	4 / 0 N/A
Total	
Candidate	Party
Catherine Orscher	LIB
Total Votes	4
Total	
Unresolved Write-In	0

STATE REPRESENTATIVE for 42ND DISTRICT (REP) (Vote for 1)

Precincts Reported: 5 of 6 (83.33%)

Total	
Times Cast	524 / 0 N/A
Total	
Candidate	Party
Jeff Moore	REP
W. Pierre Voessel	REP
Imanah S. Holtby	REP
Total Votes	573
Total	
Unresolved Write-In	0

STATE REPRESENTATIVE for 61ST DISTRICT (REP) (Vote for 1)

Precincts Reported: 6 of 7 (85.71%)

Total	
Times Cast	1,516 / 0 N/A
Total	
Candidate	Party
Brian Saemann	REP
Total Votes	1,242
Total	
Unresolved Write-In	0

ASSOCIATE CIRCUIT JUDGE for MONTGOMERY COUNTY (REP) (Vote for 1)

Precincts Reported: 10 of 10 (100.00%)

Total	
Times Cast	2,170 / 0 N/A
Total	
Candidate	Party
Nathan A. Lantz	REP
Total Votes	1,885
Total	
Unresolved Write-In	0

PRESIDING COMMISSIONER OF THE COUNTY COMMISSION for MONTGOMERY COUNTY (REP) (Vote for 1)

Precincts Reported: 10 of 10 (100.00%)

Total	
Times Cast	2,170 / 0 N/A
Total	
Candidate	Party
Ryan D. Mathis	REP
Total Votes	1,855
Total	
Unresolved Write-In	0

CLERK OF THE CIRCUIT COURT for MONTGOMERY COUNTY (REP) (Vote for 1)

Precincts Reported: 10 of 10 (100.00%)

Total	
Times Cast	2,170 / 0 N/A
Total	
Candidate	Party
Robert R. Schriest	REP
Total Votes	1,094
Total	
Unresolved Write-In	0

CLERK OF THE COUNTY COMMISSION for MONTGOMERY COUNTY (REP) (Vote for 1)

Precincts Reported: 10 of 10 (100.00%)

Total	
Times Cast	2,170 / 0 N/A
Total	
Candidate	Party
Cathy Hancock	REP
Total Votes	1,825
Total	
Unresolved Write-In	0

RECORDER OF DEEDS for MONTGOMERY COUNTY (REP) (Vote for 1)

Precincts Reported: 10 of 10 (100.00%)

Total	
Times Cast	2,170 / 0 N/A
Total	
Candidate	Party
Sheila See	REP
Total Votes	1,861
Total	
Unresolved Write-In	0

PROSECUTING ATTORNEY for MONTGOMERY COUNTY (REP) (Vote for 1) REP

Precincts Reported: 10 of 10 (100.00%)

Total		
Times Cast	2,170 / 0	N/A
Candidate		
Each Vote	1,690	
Total Votes	1,690	
Unresolved Write-In		
Unresolved Write-In	0	

COLLECTOR OF REVENUE for MONTGOMERY COUNTY (REP) (Vote for 1) REP

Precincts Reported: 10 of 10 (100.00%)

Total		
Times Cast	2,170 / 0	N/A
Candidate		
Each Vote	1,938	
Total Votes	1,938	
Unresolved Write-In		
Unresolved Write-In	0	

TREASURER for MONTGOMERY COUNTY (REP) (Vote for 1) REP

Precincts Reported: 10 of 10 (100.00%)

Total		
Times Cast	2,170 / 0	N/A
Candidate		
Each Vote	1,645	
Total Votes	1,645	
Unresolved Write-In		
Unresolved Write-In	0	

PUBLIC ADMINISTRATOR - UNEXPIRED TERM for MONTGOMERY COUNTY (REP) (Vote for 1)

REP

Precincts Reported: 10 of 10 (100.00%)

Total		
Times Cast	2,170 / 0	N/A
Candidate		
Each Vote	1,864	
Total Votes	1,864	
Unresolved Write-In		
Unresolved Write-In	0	

August 2, 2022

Primary Election

RESULTS

MY FAVORITE RACES ★ (27)

REPORTING

TURNOUT

Unofficial Results

MY FAVORITE RACES

Last Updated★ (27)

Tuesday, August 2, 2022, 8:55:02 PM (3 hours ago)

Show Contests

★ REP For Recorder of Deeds (Vote For 1)	
Precincts Reporting 100%	Votes
<div>REP ALEXANDRA SALSMAN</div>	3,117
<div>REP TRACY K. MARTIN</div>	4,945
	8,062

★ REP For Collector of Revenue (Vote For 1)	
Precincts Reporting 100%	Votes
<div>REP JESSICA ZUMWALT</div>	7,627
	7,627

★ REP For County Auditor (Vote For 1)	
Precincts Reporting 100%	Votes
<div>REP BRENDA LUCK SCHULTE</div>	7,268
	7,268

★ REP For Prosecuting Attorney (Vote For 1)	
Precincts Reporting 100%	Votes
<div>REP MIKE WOOD</div>	7,573
	7,573

★ REP For Clerk of the Circuit Court (Vote For 1)	
Precincts Reporting 100%	Votes

<div>REP KARLA KERPASH ALLSBERRY</div>	3,111
<div>REP KATHY KRIEG HALL</div>	5,388
	8,499

★ DEM For County Clerk (Vote For 1)	
Precincts Reporting 100%	Votes
<div>DEM CRYSTAL M. HALL</div>	1,531
	1,531

★ REP For County Clerk (Vote For 1)	
Precincts Reporting 100%	Votes
<div>REP KENNETH SCHULTE</div>	7,104
	7,104



★ DEM For Presiding Commissioner (Vote For 1)	
Precincts Reporting 100%	Votes
<div>DEM HAROLD HORNER</div>	1,447
	1,447



★ REP For Presiding Commissioner (Vote For 1)	
Precincts Reporting 100%	Votes
<div>REP JOE KAIMANN</div>	7,455
	7,455





★ REP For Associate Circuit Judge Division III (Vote For 1)	
Precincts Reporting 100%	Votes
<div>REP GREGORY K. ALLSBERRY</div>	3,614
<div>REP MICHAEL JACOBS</div>	4,910
	8,524




★ REP For Associate Circuit Judge Division II (Vote For 1)	
Precincts Reporting 100%	Votes
<div>REP JIM BECK</div>	7,506
	7,506








★ LIB For State Representative District 41 (Vote For 1)	
Precincts Reporting 100%	Votes
<div>LIB BECKY MARTIN</div>	33
	33




★	DEM For State Representative District 41	(Vote For 1)	 
Precincts Reporting 100%			Votes
	DAVID D NORMAN	934	934



★	REP For State Representative District 41	(Vote For 1)	 
Precincts Reporting 100%			Votes
	PHIL NEWBOLD	616	
	MILTON SCHAPER	1,613	
	DOYLE JUSTUS	2,579	
	JEFF NOWAK	486	
		5,294	

★	REP For State Representative District 40	(Vote For 1)	 
Precincts Reporting 100%			Votes
	CHAD PERKINS	1,423	
	DAN MORAN	1,723	
		3,146	





★	LIB For State Senator District 10	(Vote For 1)	 
Precincts Reporting 100%			Votes
	CATHERINE DREHER	53	53

★	REP For State Senator District 10	(Vote For 1)	 
Precincts Reporting 100%			Votes
	JOSHUA PRICE	373	
	BRYAN SPENCER	2,329	
	TRAVIS FITZWATER	2,016	
	JEFF PORTER	998	
	MIKE (MICHAEL) CARTER	2,794	
		8,510	

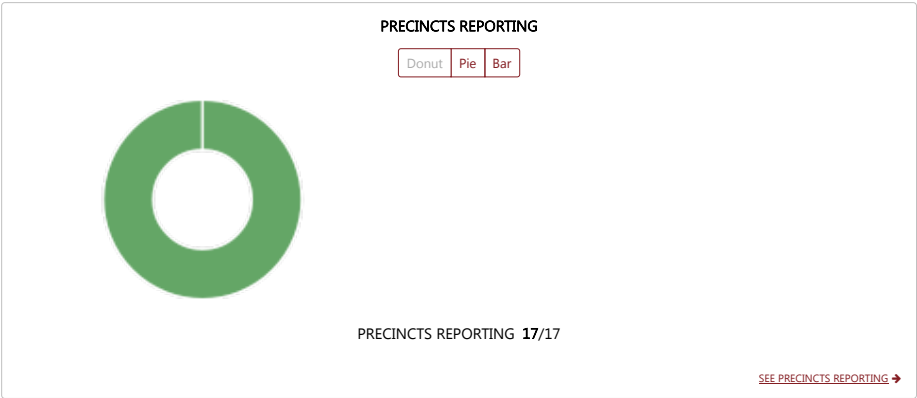
★	LIB For State Auditor	(Vote For 1)	 
Precincts Reporting 100%			Votes
	JOHN A. HARTWIG JR.	52	52

★	DEM For State Auditor	(Vote For 1)	 
Precincts Reporting 100%			Votes





	ALAN GREEN	1,473	1,473
---	------------	-------	-------

★	REP For State Auditor	(Vote For 1)	 
Precincts Reporting 100%			Votes
	DAVID GREGORY	2,489	
	SCOTT FITZPATRICK	5,601	
		8,090	

0 / 27



VOTER TURNOUT	
TOTAL	25.97%
Ballots Cast	10,605
Registered Voters	40,843

REPORTS	
Summary csv Comma separated file showing total votes received.	
Detail xls Precinct level details for election results. Contains votes received by choice in each contest for all participating precincts.	
Detail xml Precinct level details for election results. Contains votes received by choice in each contest for all participating precincts.	
Detail txt Precinct level details for election results. Contains votes received by choice in each contest for all participating precincts.	

Summary for: All Contests, All Precincts, All Tabulators, All Counting Groups

Primary Election
August 2, 2022
Summary
Unofficial Results

Precincts Reported: 24 of 24 (100.00%)

Registered Voters: 6,774 of 25,157 (26.93%)

Ballots Cast: 6,774

SENATOR for UNITED STATES (REP) (Vote for 1)
REP

Precincts Reported: 24 of 24 (100.00%)

	Election Day	Total	
Times Cast	5,544	5,544 / 25,157	22.04%
Candidate	Party	Election Day	Total
Patrick A Lewis		71	71 1.30%
Eric Schmitt		2,740	2,740 50.32%
Billy Long		115	115 2.11%
Eric Greitens		1,222	1,222 22.44%
Bernie Mowinski		16	16 0.29%
C.W. Gardner		18	18 0.33%
Deshon Porter		12	12 0.22%
Vicky Hartzler		854	854 15.68%
Dave Sims		12	12 0.22%
Mark McCloskey		121	121 2.22%
Eric McElroy		22	22 0.40%
Dennis Lee Chilton		8	8 0.15%
Robert Allen		30	30 0.55%
Dave Schatz		123	123 2.26%
Hartford Tunnell		6	6 0.11%
Kevin C. Schepers		8	8 0.15%
Rickey Joiner		12	12 0.22%
Robert Olson		17	17 0.31%
Russel Pealer Breyfogle Jr		4	4 0.07%
Darrell Leon McClanahan III		8	8 0.15%
Curtis D. Vaughn		26	26 0.48%
	Election Day	Total	

SENATOR for UNITED STATES (DEM) (Vote for 1)
DEM

Precincts Reported: 24 of 24 (100.00%)

	Election Day	Total	
Times Cast	1,197	1,197 / 25,157	4.76%
Candidate	Party	Election Day	Total
Lewis Rolen		12	12 1.01%
Gena Ross		23	23 1.93%
Carla Coffee Wright		34	34 2.85%
Josh Shipp		5	5 0.42%
Spencer Toder		64	64 5.36%
Lucas Kunce		379	379 31.74%
Jewel Kelly		25	25 2.09%
Clarence (Clay) Taylor		6	6 0.50%
Pat Kelly		19	19 1.59%
Trudy Busch Valentine		614	614 51.42%
Ronald (Ron) William Harris		13	13 1.09%
	Election Day	Total	

SENATOR for UNITED STATES (LIB) (Vote for 1)
LIB

Precincts Reported: 24 of 24 (100.00%)

	Election Day	Total		
Times Cast	22	22 / 25,157	0.09%	
Candidate	Party	Election Day	Total	
Jonathan Dine		19	19	100.00%
		Election Day	Total	

SENATOR for UNITED STATES (CST) (Vote for 1)
CST

Precincts Reported: 24 of 24 (100.00%)

	Election Day	Total		
Times Cast	11	11 / 25,157	0.04%	
Candidate	Party	Election Day	Total	
Paul Venable		10	10	100.00%
		Election Day	Total	

STATE AUDITOR for MISSOURI (REP) (Vote for 1)
REP

Precincts Reported: 24 of 24 (100.00%)

	Election Day	Total		
Times Cast	5,544	5,544 / 25,157	22.04%	
Candidate	Party	Election Day	Total	
David Gregory		1,510	1,510	31.77%
Scott Fitzpatrick		3,243	3,243	68.23%
		Election Day	Total	

STATE AUDITOR for MISSOURI (DEM) (Vote for 1)
DEM

Precincts Reported: 24 of 24 (100.00%)

	Election Day	Total		
Times Cast	1,197	1,197 / 25,157	4.76%	
Candidate	Party	Election Day	Total	
Alan Green		1,007	1,007	100.00%
		Election Day	Total	

STATE AUDITOR for MISSOURI (LIB) (Vote for 1)
LIB

Precincts Reported: 24 of 24 (100.00%)

		Election Day	Total	
Times Cast		22	22 / 25,157	0.09%
Candidate	Party	Election Day	Total	
John A. Hartwig Jr.		17	17	100.00%
		Election Day	Total	

UNITED STATES REPRESENTATIVE IN CONGRESS for 2ND DISTRICT (REP)
(Vote for 1)
REP

Precincts Reported: 21 of 21 (100.00%)

		Election Day	Total	
Times Cast		3,928	3,928 / 17,076	23.00%
Candidate	Party	Election Day	Total	
Ann Wagner		2,068	2,068	55.94%
Tony Salvatore		629	629	17.01%
Wesley Smith		693	693	18.74%
Paul Berry III		307	307	8.30%
		Election Day	Total	

UNITED STATES REPRESENTATIVE IN CONGRESS for 2ND DISTRICT (DEM)
(Vote for 1)
DEM

Precincts Reported: 21 of 21 (100.00%)

		Election Day	Total	
Times Cast		841	841 / 17,076	4.93%
Candidate	Party	Election Day	Total	
Trish Gunby		645	645	81.65%
Ray Reed		145	145	18.35%
		Election Day	Total	

UNITED STATES REPRESENTATIVE IN CONGRESS for 2ND DISTRICT (LIB)
(Vote for 1)
LIB

Precincts Reported: 21 of 21 (100.00%)

		Election Day	Total	
Times Cast		15	15 / 17,076	0.09%
Candidate	Party	Election Day	Total	
Bill Slantz		14	14	100.00%
		Election Day	Total	

UNITED STATES REPRESENTATIVE IN CONGRESS for 3RD DISTRICT (REP)
(Vote for 1)
REP

Precincts Reported: 9 of 9 (100.00%)

	Election Day	Total	
Times Cast	1,616	1,616 / 8,081	20.00%
Candidate	Party	Election Day	Total
Brandon Wilkinson		253	253 16.28%
Blaine Luetkemeyer		1,051	1,051 67.63%
Dustin Hill		222	222 14.29%
Richard Skwira Jr.		28	28 1.80%
	Election Day	Total	

UNITED STATES REPRESENTATIVE IN CONGRESS for 3RD DISTRICT (DEM)
(Vote for 1)
DEM

Precincts Reported: 9 of 9 (100.00%)

	Election Day	Total	
Times Cast	356	356 / 8,081	4.41%
Candidate	Party	Election Day	Total
Jon Karlen		70	70 21.02%
Bethany Mann		186	186 55.86%
Andrew Daly		66	66 19.82%
Dylan Durrwachter		11	11 3.30%
	Election Day	Total	

STATE SENATOR for 26TH DISTRICT (REP) (Vote for 1)
REP

Precincts Reported: 24 of 24 (100.00%)

	Election Day	Total	
Times Cast	5,543	5,543 / 25,157	22.03%
Candidate	Party	Election Day	Total
Nate Tate		1,262	1,262 23.98%
Ben Brown		2,317	2,317 44.02%
Bob Jones		1,227	1,227 23.31%
Merry-Noella Skaggs		265	265 5.04%
Jason Franklin		192	192 3.65%
	Election Day	Total	

STATE SENATOR for 26TH DISTRICT (DEM) (Vote for 1)
DEM

Precincts Reported: 24 of 24 (100.00%)

	Election Day	Total	
Times Cast	1,197	1,197 / 25,157	4.76%
Candidate	Party	Election Day	Total
John Kiehne		1,049	1,049 100.00%
	Election Day	Total	

STATE REPRESENTATIVE for 42ND DISTRICT (REP) (Vote for 1)
REP

Precincts Reported: 24 of 24 (100.00%)

		Election Day	Total	
Times Cast		5,543	5,543 / 25,157	22.03%
Candidate	Party	Election Day	Total	
Jeff Myers		3,780	3,780	71.67%
M. Rene Yoesel		919	919	17.43%
Joseph S Holiway		575	575	10.90%
		Election Day	Total	

ASSOCIATE CIRCUIT JUDGE DIVISION II for WARREN COUNTY (REP) (Vote for 1)
REP

Precincts Reported: 23 of 23 (100.00%)

		Election Day	Total	
Times Cast		5,543	5,543 / 25,157	22.03%
Candidate	Party	Election Day	Total	
Richard L. Scheibe		4,303	4,303	100.00%
		Election Day	Total	

**ASSOCIATE CIRCUIT JUDGE DIVISION III for WARREN COUNTY (REP) (Vote for 1)
REP**

Precincts Reported: 23 of 23 (100.00%)

		Election Day	Total	
Times Cast		5,543	5,543 / 25,157	22.03%
Candidate	Party	Election Day	Total	
Michael S. Wright		4,595	4,595	100.00%
		Election Day	Total	

**PRESIDING COMMISSIONER OF THE COUNTY COMMISSION for WARREN
COUNTY (REP) (Vote for 1)
REP**

Precincts Reported: 23 of 23 (100.00%)

		Election Day	Total	
Times Cast		5,543	5,543 / 25,157	22.03%
Candidate	Party	Election Day	Total	
Joe Gildehaus		4,568	4,568	100.00%
		Election Day	Total	

CLERK OF THE CIRCUIT COURT for WARREN COUNTY (REP) (Vote for 1)
REP

Precincts Reported: 23 of 23 (100.00%)

		Election Day	Total	
Times Cast		5,543	5,543 / 25,157	22.03%
Candidate	Party	Election Day	Total	
Tim Beard		4,430	4,430	100.00%
		Election Day	Total	

CLERK OF THE COUNTY COMMISSION for WARREN COUNTY (REP) (Vote for 1)
REP

Precincts Reported: 23 of 23 (100.00%)

		Election Day	Total	
Times Cast		5,543	5,543 / 25,157	22.03%
Candidate	Party	Election Day	Total	
Denise Stotler		4,433	4,433	100.00%
		Election Day	Total	

RECORDER OF DEEDS for WARREN COUNTY (REP) (Vote for 1)
REP

Precincts Reported: 23 of 23 (100.00%)

	Election Day	Total		
Times Cast	5,543	5,543 / 25,157	22.03%	
Candidate	Party	Election Day	Total	
Christy Bonstell		3,190	3,190	64.88%
Cynthia D. Short		1,727	1,727	35.12%
		Election Day	Total	

PROSECUTING ATTORNEY for WARREN COUNTY (REP) (Vote for 1)
REP

Precincts Reported: 23 of 23 (100.00%)

	Election Day	Total		
Times Cast	5,543	5,543 / 25,157	22.03%	
Candidate	Party	Election Day	Total	
Kelly King		4,364	4,364	100.00%
		Election Day	Total	

COLLECTOR OF REVENUE for WARREN COUNTY (REP) (Vote for 1)
REP

Precincts Reported: 23 of 23 (100.00%)

	Election Day	Total	
Times Cast	5,543	5,543 / 25,157	22.03%
Candidate	Party	Election Day	Total
Julie Schaumborg		4,583	4,583 100.00%
	Election Day	Total	

TREASURER for WARREN COUNTY (REP) (Vote for 1)
REP

Precincts Reported: 23 of 23 (100.00%)

	Election Day	Total	
Times Cast	5,543	5,543 / 25,157	22.03%
Candidate	Party	Election Day	Total
Jeff Hoelscher		4,025	4,025 100.00%
	Election Day	Total	

**COMMITTEEWOMAN for NORTH HICKORY GROVE TOWNSHIP (REP) (Vote for 1)
REP**

Precincts Reported: 2 of 2 (100.00%)

	Election Day	Total	
Times Cast	580	580 / 3,072	18.88%
Candidate	Party	Election Day	Total
Monica Heppermann		254	254 56.44%
Gina Allen		188	188 41.78%
	Election Day	Total	

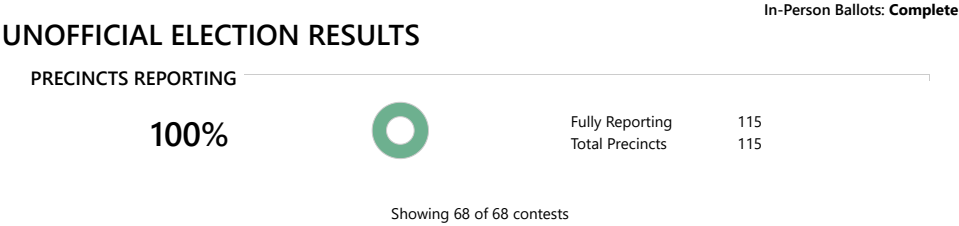


County Election Authority

Kurt Bahr, Director of Elections

0

August 2, 2022 Primary Election



US SENATOR (VOTE FOR 1)		Precinct Reported: 115 of 115 (100%)	
<input type="checkbox"/>	ERIC SCHMITT (REPUBLICAN PARTY)	25,269	55.87% <div></div>
<input type="checkbox"/>	ERIC GREITENS (REPUBLICAN PARTY)	8,193	18.12% <div></div>
<input type="checkbox"/>	VICKY HARTZLER (REPUBLICAN PARTY)	7,550	16.69% <div></div>
<input type="checkbox"/>	MARK McCLOSKEY (REPUBLICAN PARTY)	1,411	3.12% <div></div>
<input type="checkbox"/>	BILLY LONG (REPUBLICAN PARTY)	619	1.37% <div></div>
<input type="checkbox"/>	DAVE SCHATZ (REPUBLICAN PARTY)	452	1.00% <div></div>
<input type="checkbox"/>	PATRICK A LEWIS (REPUBLICAN PARTY)	375	0.83% <div></div>
<input type="checkbox"/>	CURTIS D. VAUGHN (REPUBLICAN PARTY)	232	0.51% <div></div>
<input type="checkbox"/>	C.W. GARDNER (REPUBLICAN PARTY)	183	0.40% <div></div>
<input type="checkbox"/>	ERIC McELROY (REPUBLICAN PARTY)	178	0.39% <div></div>
<input type="checkbox"/>	DAVE SIMS (REPUBLICAN PARTY)	108	0.24% <div></div>
<input type="checkbox"/>	DESHON PORTER (REPUBLICAN PARTY)	100	0.22% <div></div>
<input type="checkbox"/>	ROBERT ALLEN (REPUBLICAN PARTY)	85	0.19% <div></div>
<input type="checkbox"/>	BERNIE MOWINSKI (REPUBLICAN PARTY)	82	0.18% <div></div>
<input type="checkbox"/>	DARRELL LEON McCLANAHAN III (REPUBLICAN PARTY)	78	0.17% <div></div>
<input type="checkbox"/>	ROBERT OLSON (REPUBLICAN PARTY)	72	0.16% <div></div>
<input type="checkbox"/>	RICKEY JOINER (REPUBLICAN PARTY)	62	0.14% <div></div>
<input type="checkbox"/>	KEVIN C. SCHEPERS (REPUBLICAN PARTY)	61	0.13% <div></div>
<input type="checkbox"/>	RUSSEL PEALER BREYFOGLE Jr (REPUBLICAN PARTY)	49	0.11% <div></div>
<input type="checkbox"/>	HARTFORD TUNNELL (REPUBLICAN PARTY)	35	0.08% <div></div>
<input type="checkbox"/>	DENNIS LEE CHILTON (REPUBLICAN PARTY)	31	0.07% <div></div>
VIEW RESULTS BY PRECINCT ►			

STATE AUDITOR (VOTE FOR 1)		Precinct Reported: 115 of 115 (100%)		
<input type="checkbox"/>	SCOTT FITZPATRICK (REPUBLICAN PARTY)	28,522	70.65%	<div><div></div></div>
<input type="checkbox"/>	DAVID GREGORY (REPUBLICAN PARTY)	11,848	29.35%	<div><div></div></div>
VIEW RESULTS BY PRECINCT ►				

US REPRESENTATIVE DISTRICT 2 (VOTE FOR 1)		Precinct Reported: 33 of 33 (100%)		
<input type="checkbox"/>	ANN WAGNER (REPUBLICAN PARTY)	7,343	63.19%	<div><div></div></div>
<input type="checkbox"/>	TONY SALVATORE (REPUBLICAN PARTY)	2,194	18.88%	<div><div></div></div>
<input type="checkbox"/>	WESLEY SMITH (REPUBLICAN PARTY)	1,160	9.98%	<div><div></div></div>
<input type="checkbox"/>	PAUL BERRY III (REPUBLICAN PARTY)	924	7.95%	<div><div></div></div>
VIEW RESULTS BY PRECINCT ►				

US REPRESENTATIVE DISTRICT 3 (VOTE FOR 1)		Precinct Reported: 87 of 87 (100%)		
<input type="checkbox"/>	BLAINE LUETKEMEYER (REPUBLICAN PARTY)	21,605	68.73%	<div><div></div></div>
<input type="checkbox"/>	BRANDON WILKINSON (REPUBLICAN PARTY)	5,747	18.28%	<div><div></div></div>
<input type="checkbox"/>	DUSTIN HILL (REPUBLICAN PARTY)	3,457	11.00%	<div><div></div></div>
<input type="checkbox"/>	RICHARD SKWIRA Jr. (REPUBLICAN PARTY)	624	1.99%	<div><div></div></div>
VIEW RESULTS BY PRECINCT ►				

STATE SENATOR DISTRICT 2 (VOTE FOR 1)		Precinct Reported: 56 of 56 (100%)		
<input type="checkbox"/>	NICK SCHROER (REPUBLICAN PARTY)	12,039	57.60%	<div><div></div></div>
<input type="checkbox"/>	JOHN D. WIEMANN (REPUBLICAN PARTY)	8,863	42.40%	<div><div></div></div>
VIEW RESULTS BY PRECINCT ►				

STATE SENATOR DISTRICT 10 (VOTE FOR 1)		Precinct Reported: 15 of 15 (100%)		
<input type="checkbox"/>	MIKE (MICHAEL) CARTER (REPUBLICAN PARTY)	1,895	39.36%	<div><div></div></div>
<input type="checkbox"/>	BRYAN SPENCER (REPUBLICAN PARTY)	1,720	35.73%	<div><div></div></div>
<input type="checkbox"/>	TRAVIS FITZWATER (REPUBLICAN PARTY)	827	17.18%	<div><div></div></div>
<input type="checkbox"/>	JEFF PORTER (REPUBLICAN PARTY)	226	4.69%	<div><div></div></div>
<input type="checkbox"/>	JOSHUA PRICE (REPUBLICAN PARTY)	146	3.03%	<div><div></div></div>
VIEW RESULTS BY PRECINCT ►				

STATE REPRESENTATIVE DISTRICT 63 (VOTE FOR 1)		Precinct Reported: 11 of 11 (100%)		
<input type="checkbox"/>	TRICIA K. BYRNES (REPUBLICAN PARTY)	2,310	67.84%	<div><div></div></div>
<input type="checkbox"/>	CARLA KLASKIN (REPUBLICAN PARTY)	1,095	32.16%	<div><div></div></div>
VIEW RESULTS BY PRECINCT ►				

STATE REPRESENTATIVE DISTRICT 64 (VOTE FOR 1)		Precinct Reported: 15 of 15 (100%)		
<input type="checkbox"/>	TONY LOVASCO (REPUBLICAN PARTY)	1,621	36.28%	<div><div></div></div>
<input type="checkbox"/>	DEANNA SELF (REPUBLICAN PARTY)	1,552	34.74%	<div><div></div></div>
<input type="checkbox"/>	MIKE SWARINGIM (REPUBLICAN PARTY)	1,295	28.98%	<div><div></div></div>
VIEW RESULTS BY PRECINCT ►				

STATE REPRESENTATIVE DISTRICT 65 (VOTE FOR 1)		Precinct Reported: 19 of 19 (100%)		
<input type="checkbox"/>	WENDY HAUSMAN (REPUBLICAN PARTY)	3,236	100.00%	<div><div></div></div>
VIEW RESULTS BY PRECINCT ►				

STATE REPRESENTATIVE DISTRICT 69 (VOTE FOR 1)				Precinct Reported: 11 of 11 (100%)
<input type="checkbox"/>	ADAM SCHNELTING (REPUBLICAN PARTY)	3,872	100.00%	<div></div>
VIEW RESULTS BY PRECINCT ►				

STATE REPRESENTATIVE DISTRICT 102 (VOTE FOR 1)				Precinct Reported: 19 of 19 (100%)
<input type="checkbox"/>	RICHARD W WEST (REPUBLICAN PARTY)	4,225	100.00%	<div></div>
VIEW RESULTS BY PRECINCT ►				

STATE REPRESENTATIVE DISTRICT 103 (VOTE FOR 1)				Precinct Reported: 17 of 17 (100%)
<input type="checkbox"/>	DAVE HINMAN (REPUBLICAN PARTY)	1,796	54.36%	<div></div>
<input type="checkbox"/>	DUELL WAYNE LAUDERDALE (REPUBLICAN PARTY)	1,508	45.64%	<div></div>
VIEW RESULTS BY PRECINCT ►				

STATE REPRESENTATIVE DISTRICT 104 (VOTE FOR 1)				Precinct Reported: 12 of 12 (100%)
<input type="checkbox"/>	PHIL CHRISTOFANELLI (REPUBLICAN PARTY)	3,193	100.00%	<div></div>
VIEW RESULTS BY PRECINCT ►				

STATE REPRESENTATIVE DISTRICT 105 (VOTE FOR 1)				Precinct Reported: 11 of 11 (100%)
<input type="checkbox"/>	ADAM SCHWADRON (REPUBLICAN PARTY)	2,299	100.00%	<div></div>
VIEW RESULTS BY PRECINCT ►				

STATE REPRESENTATIVE DISTRICT 106 (VOTE FOR 1)				Precinct Reported: 14 of 14 (100%)
<input type="checkbox"/>	TRAVIS WILSON (REPUBLICAN PARTY)	1,786	44.94%	<div></div>
<input type="checkbox"/>	LINDA J. LUERA-SANCHEZ (REPUBLICAN PARTY)	1,066	26.82%	<div></div>
<input type="checkbox"/>	BUDDY HARDIN (REPUBLICAN PARTY)	953	23.98%	<div></div>
<input type="checkbox"/>	ALI GRAEFF (REPUBLICAN PARTY)	169	4.25%	<div></div>
VIEW RESULTS BY PRECINCT ►				

STATE REPRESENTATIVE DISTRICT 107 (VOTE FOR 1)				Precinct Reported: 17 of 17 (100%)
<input type="checkbox"/>	MARK A MATTHIESEN (REPUBLICAN PARTY)	3,040	100.00%	<div></div>
VIEW RESULTS BY PRECINCT ►				

STATE REPRESENTATIVE DISTRICT 108 (VOTE FOR 1)				Precinct Reported: 13 of 13 (100%)
<input type="checkbox"/>	JUSTIN HICKS (REPUBLICAN PARTY)	2,170	52.95%	<div></div>
<input type="checkbox"/>	MATTHEW GRIESE (REPUBLICAN PARTY)	1,016	24.79%	<div></div>
<input type="checkbox"/>	KAREN VENNARD (REPUBLICAN PARTY)	912	22.25%	<div></div>
VIEW RESULTS BY PRECINCT ►				

CIRCUIT JUDGE CIRCUIT 11 DIVISION 2 (VOTE FOR 1)				Precinct Reported: 115 of 115 (100%)
<input type="checkbox"/>	DEBORAH J ALESSI (REPUBLICAN PARTY)	34,346	100.00%	<div></div>
VIEW RESULTS BY PRECINCT ►				

ASSOCIATE CIRCUIT JUDGE CIRCUIT 11 DIVISION 6 (VOTE FOR 1)				Precinct Reported: 115 of 115 (100%)
<input type="checkbox"/>	TRISHA E. McCULLOCH (REPUBLICAN PARTY)	34,369	100.00%	<div></div>
VIEW RESULTS BY PRECINCT ►				

ASSOCIATE CIRCUIT JUDGE CIRCUIT 11 DIVISION 8 (VOTE FOR 1)				Precinct Reported: 115 of 115 (100%)
<input type="checkbox"/>	ERIN BURLISON (REPUBLICAN PARTY)	34,149	100.00%	<div></div>
VIEW RESULTS BY PRECINCT ►				

ASSOCIATE CIRCUIT JUDGE CIRCUIT 11 DIVISION 9 (VOTE FOR 1)				Precinct Reported: 115 of 115 (100%)	
<input type="checkbox"/>	JEFFREY J. SANDCORK (REPUBLICAN PARTY)	22,162	57.38%	<div><div></div></div>	
<input type="checkbox"/>	CRYSTAL L. BLACKETER (REPUBLICAN PARTY)	16,462	42.62%	<div><div></div></div>	
VIEW RESULTS BY PRECINCT ►					

ASSOCIATE CIRCUIT JUDGE CIRCUIT 11 DIVISION 10 (VOTE FOR 1)				Precinct Reported: 115 of 115 (100%)	
<input type="checkbox"/>	DENNIS CHASSANIOL (REPUBLICAN PARTY)	33,630	100.00%	<div><div></div></div>	
VIEW RESULTS BY PRECINCT ►					

ASSOCIATE CIRCUIT JUDGE CIRCUIT 11 DIVISION 11 (VOTE FOR 1)				Precinct Reported: 115 of 115 (100%)	
<input type="checkbox"/>	DWAYNE JOHNSON (REPUBLICAN PARTY)	23,209	59.60%	<div><div></div></div>	
<input type="checkbox"/>	GWENDOLYN GOEKE (REPUBLICAN PARTY)	15,730	40.40%	<div><div></div></div>	
VIEW RESULTS BY PRECINCT ►					

ASSOCIATE CIRCUIT JUDGE CIRCUIT 11 DIVISION 12 (VOTE FOR 1)				Precinct Reported: 115 of 115 (100%)	
<input type="checkbox"/>	MATTHEW E.P. THORNHILL (REPUBLICAN PARTY)	34,175	100.00%	<div><div></div></div>	
VIEW RESULTS BY PRECINCT ►					

COUNTY EXECUTIVE (VOTE FOR 1)				Precinct Reported: 115 of 115 (100%)	
<input type="checkbox"/>	STEVE EHLMANN (REPUBLICAN PARTY)	34,619	82.49%	<div><div></div></div>	
<input type="checkbox"/>	ARNIE C. AC (ARN) DIENOFF (REPUBLICAN PARTY)	7,346	17.51%	<div><div></div></div>	
VIEW RESULTS BY PRECINCT ►					

DIRECTOR OF ELECTIONS (VOTE FOR 1)				Precinct Reported: 115 of 115 (100%)	
<input type="checkbox"/>	KURT BAHR (REPUBLICAN PARTY)	35,912	100.00%	<div><div></div></div>	
VIEW RESULTS BY PRECINCT ►					

RECORDER OF DEEDS (VOTE FOR 1)				Precinct Reported: 115 of 115 (100%)	
<input type="checkbox"/>	MARY E DEMPSEY (REPUBLICAN PARTY)	35,016	100.00%	<div><div></div></div>	
VIEW RESULTS BY PRECINCT ►					

PROSECUTING ATTORNEY (VOTE FOR 1)				Precinct Reported: 115 of 115 (100%)	
<input type="checkbox"/>	TIMOTHY A. LOHMAR (REPUBLICAN PARTY)	35,551	100.00%	<div><div></div></div>	
VIEW RESULTS BY PRECINCT ►					

COLLECTOR OF REVENUE (VOTE FOR 1)				Precinct Reported: 115 of 115 (100%)	
<input type="checkbox"/>	MICHELLE D. McBRIDE (REPUBLICAN PARTY)	36,655	100.00%	<div><div></div></div>	
VIEW RESULTS BY PRECINCT ►					

COUNTY SHERIFF (VOTE FOR 1)				Precinct Reported: 115 of 115 (100%)	
<input type="checkbox"/>	SCOTT A. LEWIS (REPUBLICAN PARTY)	35,722	100.00%	<div><div></div></div>	
VIEW RESULTS BY PRECINCT ►					

COUNTY ASSESSOR (VOTE FOR 1)				Precinct Reported: 115 of 115 (100%)	
<input type="checkbox"/>	TRAVIS WELGE (REPUBLICAN PARTY)	34,148	100.00%	<div><div></div></div>	
VIEW RESULTS BY PRECINCT ►					

COUNTY COUNCIL DISTRICT 1 (VOTE FOR 1)			Precinct Reported: 15 of 15 (100%)	
<input type="checkbox"/>	MATT SWANSON (REPUBLICAN PARTY)	2,330	39.57%	<div><div></div></div>
<input type="checkbox"/>	BRUCE A. PETROV (REPUBLICAN PARTY)	1,974	33.53%	<div><div></div></div>
<input type="checkbox"/>	JOE CRONIN (REPUBLICAN PARTY)	1,584	26.90%	<div><div></div></div>
VIEW RESULTS BY PRECINCT ►				

COUNTY COUNCIL DISTRICT 3 (VOTE FOR 1)			Precinct Reported: 19 of 19 (100%)	
<input type="checkbox"/>	MIKE ELAM (REPUBLICAN PARTY)	3,059	50.86%	<div><div></div></div>
<input type="checkbox"/>	TONY FRISELLA (REPUBLICAN PARTY)	2,955	49.14%	<div><div></div></div>
VIEW RESULTS BY PRECINCT ►				

COUNTY COUNCIL DISTRICT 5 (VOTE FOR 1)			Precinct Reported: 17 of 17 (100%)	
<input type="checkbox"/>	TERRY HOLLANDER (REPUBLICAN PARTY)	2,847	50.71%	<div><div></div></div>
<input type="checkbox"/>	JANE PUSZKAR (REPUBLICAN PARTY)	1,868	33.27%	<div><div></div></div>
<input type="checkbox"/>	WILLIAM PUNDMANN (REPUBLICAN PARTY)	899	16.01%	<div><div></div></div>
VIEW RESULTS BY PRECINCT ►				

COUNTY COUNCIL DISTRICT 7 (VOTE FOR 1)			Precinct Reported: 14 of 14 (100%)	
<input type="checkbox"/>	TIM BAKER (REPUBLICAN PARTY)	3,481	56.83%	<div><div></div></div>
<input type="checkbox"/>	JOHN WHITE (REPUBLICAN PARTY)	2,644	43.17%	<div><div></div></div>
VIEW RESULTS BY PRECINCT ►				

COTTLEVILLE TOWNSHIP COMMITTEEMAN (VOTE FOR 1)			Precinct Reported: 12 of 12 (100%)	
<input type="checkbox"/>	TERRY HERRING (REPUBLICAN PARTY)	1,247	50.02%	<div><div></div></div>
<input type="checkbox"/>	WILL KLEIN (REPUBLICAN PARTY)	1,195	47.93%	<div><div></div></div>
<input type="checkbox"/>	WRITE-IN	51	2.05%	<div><div></div></div>
VIEW RESULTS BY PRECINCT ►				

COTTLEVILLE TOWNSHIP COMMITTEEWOMAN (VOTE FOR 1)			Precinct Reported: 12 of 12 (100%)	
<input type="checkbox"/>	KATIE STICKMAN (REPUBLICAN PARTY)	1,540	62.15%	<div><div></div></div>
<input type="checkbox"/>	ANITA HERRING (REPUBLICAN PARTY)	895	36.12%	<div><div></div></div>
<input type="checkbox"/>	WRITE-IN	43	1.74%	<div><div></div></div>
VIEW RESULTS BY PRECINCT ►				

DARDENNE TOWNSHIP COMMITTEEMAN (VOTE FOR 1)			Precinct Reported: 11 of 11 (100%)	
<input type="checkbox"/>	DAVID C. ZUCKER (REPUBLICAN PARTY)	1,638	64.82%	<div><div></div></div>
<input type="checkbox"/>	MARK REMSTEDT (REPUBLICAN PARTY)	860	34.03%	<div><div></div></div>
<input type="checkbox"/>	WRITE-IN	29	1.15%	<div><div></div></div>
VIEW RESULTS BY PRECINCT ►				

HARVESTER TOWNSHIP COMMITTEEWOMAN (VOTE FOR 1)			Precinct Reported: 9 of 9 (100%)	
<input type="checkbox"/>	ERICA BAHR (REPUBLICAN PARTY)	2,136	71.15%	<div><div></div></div>
<input type="checkbox"/>	SANDRA ENO (REPUBLICAN PARTY)	840	27.98%	<div><div></div></div>
<input type="checkbox"/>	WRITE-IN	26	0.87%	<div><div></div></div>
VIEW RESULTS BY PRECINCT ►				

RIVERS TOWNSHIP COMMITTEEMAN (VOTE FOR 1)			Precinct Reported: 12 of 12 (100%)	
<input type="checkbox"/>	JEFF OHMES (REPUBLICAN PARTY)	1,748	60.30%	<div><div></div></div>
<input type="checkbox"/>	ROBERT W SULLENTRUP, Jr (REPUBLICAN PARTY)	813	28.04%	<div><div></div></div>
<input type="checkbox"/>	CARL DORSCH (REPUBLICAN PARTY)	315	10.87%	<div><div></div></div>
<input type="checkbox"/>	WRITE-IN	23	0.79%	<div><div></div></div>
VIEW RESULTS BY PRECINCT ►				

RIVERS TOWNSHIP COMMITTEEWOMAN (VOTE FOR 1)			Precinct Reported: 12 of 12 (100%)		
<input type="checkbox"/>	BRIDGET OHMES (REPUBLICAN PARTY)	1,811	60.85%	<div><div></div></div>	
<input type="checkbox"/>	BRENDA WEBB (REPUBLICAN PARTY)	1,147	38.54%	<div><div></div></div>	
<input type="checkbox"/>	WRITE-IN	18	0.60%	<div><div></div></div>	
VIEW RESULTS BY PRECINCT ►					

SAINT PAUL TOWNSHIP COMMITTEEMAN (VOTE FOR 1)			Precinct Reported: 10 of 10 (100%)		
<input type="checkbox"/>	TONY LOVASCO (REPUBLICAN PARTY)	2,536	81.62%	<div><div></div></div>	
<input type="checkbox"/>	ARNIE C. AC (ARN) DIENOFF (REPUBLICAN PARTY)	540	17.38%	<div><div></div></div>	
<input type="checkbox"/>	WRITE-IN	31	1.00%	<div><div></div></div>	
VIEW RESULTS BY PRECINCT ►					

SAINT PETERS TOWNSHIP COMMITTEEMAN (VOTE FOR 1)			Precinct Reported: 11 of 11 (100%)		
<input type="checkbox"/>	JAMES O. BURTON (REPUBLICAN PARTY)	1,269	52.31%	<div><div></div></div>	
<input type="checkbox"/>	ANDREW STRIEDL (REPUBLICAN PARTY)	1,126	46.41%	<div><div></div></div>	
<input type="checkbox"/>	WRITE-IN	31	1.28%	<div><div></div></div>	
VIEW RESULTS BY PRECINCT ►					

SAINT PETERS TOWNSHIP COMMITTEEWOMAN (VOTE FOR 1)			Precinct Reported: 11 of 11 (100%)		
<input type="checkbox"/>	CINDY CHRISTOFANELLI (REPUBLICAN PARTY)	1,258	50.62%	<div><div></div></div>	
<input type="checkbox"/>	LINDA L. NELSON (REPUBLICAN PARTY)	1,202	48.37%	<div><div></div></div>	
<input type="checkbox"/>	WRITE-IN	25	1.01%	<div><div></div></div>	
VIEW RESULTS BY PRECINCT ►					

US SENATOR (VOTE FOR 1)			Precinct Reported: 115 of 115 (100%)		
<input type="checkbox"/>	TRUDY BUSCH VALENTINE (DEMOCRATIC PARTY)	11,448	48.73%	<div><div></div></div>	
<input type="checkbox"/>	LUCAS KUNCE (DEMOCRATIC PARTY)	8,099	34.47%	<div><div></div></div>	
<input type="checkbox"/>	SPENCER TODER (DEMOCRATIC PARTY)	1,551	6.60%	<div><div></div></div>	
<input type="checkbox"/>	CARLA COFFEE WRIGHT (DEMOCRATIC PARTY)	530	2.26%	<div><div></div></div>	
<input type="checkbox"/>	GENA ROSS (DEMOCRATIC PARTY)	469	2.00%	<div><div></div></div>	
<input type="checkbox"/>	JEWEL KELLY (DEMOCRATIC PARTY)	411	1.75%	<div><div></div></div>	
<input type="checkbox"/>	LEWIS ROLEN (DEMOCRATIC PARTY)	295	1.26%	<div><div></div></div>	
<input type="checkbox"/>	JOSH SHIPP (DEMOCRATIC PARTY)	240	1.02%	<div><div></div></div>	
<input type="checkbox"/>	PAT KELLY (DEMOCRATIC PARTY)	214	0.91%	<div><div></div></div>	
<input type="checkbox"/>	RONALD (RON) WILLIAM HARRIS (DEMOCRATIC PARTY)	120	0.51%	<div><div></div></div>	
<input type="checkbox"/>	CLARENCE (CLAY) TAYLOR (DEMOCRATIC PARTY)	118	0.50%	<div><div></div></div>	
VIEW RESULTS BY PRECINCT ►					

STATE AUDITOR (VOTE FOR 1)			Precinct Reported: 115 of 115 (100%)		
<input type="checkbox"/>	ALAN GREEN (DEMOCRATIC PARTY)	20,867	100.00%	<div><div></div></div>	
VIEW RESULTS BY PRECINCT ►					

US REPRESENTATIVE DISTRICT 2 (VOTE FOR 1)			Precinct Reported: 33 of 33 (100%)		
<input type="checkbox"/>	TRISH GUNBY (DEMOCRATIC PARTY)	4,202	81.36%	<div><div></div></div>	
<input type="checkbox"/>	RAY REED (DEMOCRATIC PARTY)	963	18.64%	<div><div></div></div>	
VIEW RESULTS BY PRECINCT ►					

US REPRESENTATIVE DISTRICT 3 (VOTE FOR 1)				Precinct Reported: 87 of 87 (100%)
<input type="checkbox"/>	BETHANY MANN (DEMOCRATIC PARTY)	9,985	60.11%	<div><div></div></div>
<input type="checkbox"/>	JON KARLEN (DEMOCRATIC PARTY)	3,348	20.15%	<div><div></div></div>
<input type="checkbox"/>	ANDREW DALY (DEMOCRATIC PARTY)	2,617	15.75%	<div><div></div></div>
<input type="checkbox"/>	DYLAN DURRWACHTER (DEMOCRATIC PARTY)	662	3.99%	<div><div></div></div>
VIEW RESULTS BY PRECINCT ►				

STATE SENATOR DISTRICT 2 (VOTE FOR 1)				Precinct Reported: 56 of 56 (100%)
<input type="checkbox"/>	MICHAEL SINCLAIR (DEMOCRATIC PARTY)	8,555	100.00%	<div><div></div></div>
VIEW RESULTS BY PRECINCT ►				

STATE REPRESENTATIVE DISTRICT 63 (VOTE FOR 1)				Precinct Reported: 11 of 11 (100%)
<input type="checkbox"/>	JENNA ROBERSON (DEMOCRATIC PARTY)	1,442	100.00%	<div><div></div></div>
VIEW RESULTS BY PRECINCT ►				

STATE REPRESENTATIVE DISTRICT 65 (VOTE FOR 1)				Precinct Reported: 19 of 19 (100%)
<input type="checkbox"/>	ERIC NOWICKI (DEMOCRATIC PARTY)	1,922	100.00%	<div><div></div></div>
VIEW RESULTS BY PRECINCT ►				

STATE REPRESENTATIVE DISTRICT 69 (VOTE FOR 1)				Precinct Reported: 11 of 11 (100%)
<input type="checkbox"/>	JESSICA DeVOTO (DEMOCRATIC PARTY)	2,205	100.00%	<div><div></div></div>
VIEW RESULTS BY PRECINCT ►				

STATE REPRESENTATIVE DISTRICT 104 (VOTE FOR 1)				Precinct Reported: 12 of 12 (100%)
<input type="checkbox"/>	GREGORY A UPCHURCH (DEMOCRATIC PARTY)	2,386	100.00%	<div><div></div></div>
VIEW RESULTS BY PRECINCT ►				

STATE REPRESENTATIVE DISTRICT 105 (VOTE FOR 1)				Precinct Reported: 11 of 11 (100%)
<input type="checkbox"/>	CINDY BERNE (DEMOCRATIC PARTY)	1,867	100.00%	<div><div></div></div>
VIEW RESULTS BY PRECINCT ►				

STATE REPRESENTATIVE DISTRICT 106 (VOTE FOR 1)				Precinct Reported: 14 of 14 (100%)
<input type="checkbox"/>	RON ODENTHAL (DEMOCRATIC PARTY)	2,497	100.00%	<div><div></div></div>
VIEW RESULTS BY PRECINCT ►				

STATE REPRESENTATIVE DISTRICT 107 (VOTE FOR 1)				Precinct Reported: 17 of 17 (100%)
<input type="checkbox"/>	TRACY GRUNDY (DEMOCRATIC PARTY)	1,844	100.00%	<div><div></div></div>
VIEW RESULTS BY PRECINCT ►				

STATE REPRESENTATIVE DISTRICT 108 (VOTE FOR 1)				Precinct Reported: 13 of 13 (100%)
<input type="checkbox"/>	SUSAN SHUMWAY (DEMOCRATIC PARTY)	1,809	100.00%	<div><div></div></div>
VIEW RESULTS BY PRECINCT ►				

ASSOCIATE CIRCUIT JUDGE CIRCUIT 11 DIVISION 9 (VOTE FOR 1)				Precinct Reported: 115 of 115 (100%)
<input type="checkbox"/>	MEGGIE C. BIESENTHAL (DEMOCRATIC PARTY)	20,981	100.00%	<div><div></div></div>
VIEW RESULTS BY PRECINCT ►				

COUNTY SHERIFF (VOTE FOR 1)				Precinct Reported: 115 of 115 (100%)
<input type="checkbox"/>	DAN HOGAN (DEMOCRATIC PARTY)	20,700	100.00%	<div><div></div></div>
VIEW RESULTS BY PRECINCT ►				

COUNTY COUNCIL DISTRICT 5 (VOTE FOR 1)				Precinct Reported: 17 of 17 (100%)
<input type="checkbox"/>	JOSH BECKER (DEMOCRATIC PARTY)	3,544	100.00%	<div></div>
VIEW RESULTS BY PRECINCT ►				

COTTLEVILLE TOWNSHIP COMMITTEEMAN (VOTE FOR 1)				Precinct Reported: 12 of 12 (100%)
<input type="checkbox"/>	TAYLOR A. MacMANN (DEMOCRATIC PARTY)	772	55.50%	<div></div>
<input type="checkbox"/>	RUSS CRAVEN (DEMOCRATIC PARTY)	599	43.06%	<div></div>
<input type="checkbox"/>	WRITE-IN	20	1.44%	<div></div>
VIEW RESULTS BY PRECINCT ►				

US SENATOR (VOTE FOR 1)				Precinct Reported: 115 of 115 (100%)
<input type="checkbox"/>	JONATHAN DINE (LIBERTARIAN PARTY)	289	100.00%	<div></div>
VIEW RESULTS BY PRECINCT ►				

STATE AUDITOR (VOTE FOR 1)				Precinct Reported: 115 of 115 (100%)
<input type="checkbox"/>	JOHN A. HARTWIG Jr. (LIBERTARIAN PARTY)	290	100.00%	<div></div>
VIEW RESULTS BY PRECINCT ►				

US REPRESENTATIVE DISTRICT 2 (VOTE FOR 1)				Precinct Reported: 33 of 33 (100%)
<input type="checkbox"/>	BILL SLANTZ (LIBERTARIAN PARTY)	76	100.00%	<div></div>
VIEW RESULTS BY PRECINCT ►				

STATE SENATOR DISTRICT 10 (VOTE FOR 1)				Precinct Reported: 15 of 15 (100%)
<input type="checkbox"/>	CATHERINE DREHER (LIBERTARIAN PARTY)	30	100.00%	<div></div>
VIEW RESULTS BY PRECINCT ►				

STATE REPRESENTATIVE DISTRICT 105 (VOTE FOR 1)				Precinct Reported: 11 of 11 (100%)
<input type="checkbox"/>	MICHAEL CARVER (LIBERTARIAN PARTY)	25	100.00%	<div></div>
VIEW RESULTS BY PRECINCT ►				

COUNTY COUNCIL DISTRICT 7 (VOTE FOR 1)				Precinct Reported: 14 of 14 (100%)
<input type="checkbox"/>	BRAD TOUCHETTE (LIBERTARIAN PARTY)	45	100.00%	<div></div>
VIEW RESULTS BY PRECINCT ►				

US SENATOR (VOTE FOR 1)				Precinct Reported: 115 of 115 (100%)
<input type="checkbox"/>	PAUL VENABLE (CONSTITUTION PARTY)	90	100.00%	<div></div>
VIEW RESULTS BY PRECINCT ►				

U.S. SENATOR - REPUBLICAN




Follow This Contest			   		
PATRICK A LEWIS	0.71%			459	
Republican		59.17%		38,326	
ERIC SCHMITT					
Republican					
BILLY LONG	1.18%			763	
Republican					
ERIC GREITENS		14.80%		9,588	
Republican					
BERNIE MOWINSKI	0.21%			139	
Republican					
C.W. GARDNER	0.34%			219	
Republican					
DESHON PORTER	0.16%			103	
Republican					
VICKY HARTZLER		18.10%		11,723	
Republican					
DAVE SIMS	0.18%			115	
Republican					
MARK MCCLOSKEY	2.38%			1,541	
Republican					
ERIC MCELROY	0.23%			146	
Republican					
DENNIS LEE CHILTON	0.05%			35	
Republican					
ROBERT ALLEN	0.16%			105	
Republican					
DAVE SCHATZ	1.41%			912	
Republican					
HARTFORD TUNNELL	0.07%			44	
Republican					
KEVIN C. SCHEPERS	0.07%			46	
Republican					
RICKEY JOINER	0.14%			89	
Republican					
ROBERT OLSON	0.08%			55	
Republican					
RUSSEL PEALER BREYFOGLE JR	0.12%			78	
Republican					
DARRELL LEON MCCLANAHAN III	0.10%			62	
Republican					
CURTIS D. VAUGHN	0.36%			230	
Republican					
TOTAL VOTES				64,778	
MAP			PRECINCT RESULTS		

U.S. SENATOR - DEMOCRATIC

Follow This Contest			   		
LEWIS ROLEN					

Democrat	0.96%		1,033
GENA ROSS	1.62%		1,740
Democrat			
CARLA COFFEE WRIGHT	3.38%		3,641
Democrat			
JOSH SHIPP	0.72%		770
Democrat			
SPENCER TODER	4.72%		5,077
Democrat			
LUCAS KUNCE		37.45%	40,286
Democrat			
JEWEL KELLY	1.00%		1,077
Democrat			
CLARENCE (CLAY) TAYLOR	0.84%		903
Democrat			
PAT KELLY	0.92%		990
Democrat			
TRUDY BUSCH VALENTINE		47.31%	50,894
Democrat			
RONALD (RON) WILLIAM HARRIS	1.09%		1,170
Democrat			
TOTAL VOTES			107,581
MAP			PRECINCT RESULTS





U.S. SENATOR - LIBERTARIAN

Follow This Contest			   		
JONATHAN DINE		100.00%		428	
Libertarian					
TOTAL VOTES				428	
MAP			PRECINCT RESULTS		

U.S. SENATOR - CONSTITUTION




Follow This Contest			   		
PAUL VENABLE		100.00%		98	
Constitution					
TOTAL VOTES				98	
MAP			PRECINCT RESULTS		

U.S. REPRESENTATIVE DISTRICT 1 - REPUBLICAN

Follow This Contest			   		
STEVEN JORDAN	32.32%			3,816	
Republican					
ANDREW JONES	40.71%			4,806	
Republican					
LAURA MITCHELL-RILEY	26.97%			3,184	
Republican					
TOTAL VOTES				11,806	

MAP	PRECINCT RESULTS
-----	------------------

U.S. REPRESENTATIVE DISTRICT 1 - DEMOCRATIC

Follow This Contest			  
RON HARSHAW Democrat	1.26%	683	
MICHAEL DANIELS Democrat	1.98%	1,075	
CORI BUSH Democrat	68.18%	36,987	
EARL CHILDRESS Democrat	1.04%	563	
STEVE ROBERTS Democrat	27.55%	14,945	
TOTAL VOTES		54,253	




MAP	PRECINCT RESULTS
-----	------------------

U.S. REPRESENTATIVE DISTRICT 1 - LIBERTARIAN

Follow This Contest			  
GEORGE A. ZSIDISIN Libertarian	100.00%	163	
TOTAL VOTES		163	




MAP	PRECINCT RESULTS
-----	------------------

U.S. REPRESENTATIVE DISTRICT 2 - REPUBLICAN

Follow This Contest			  
ANN WAGNER Republican	71.79%	36,344	
TONY SALVATORE Republican	12.70%	6,429	
WESLEY SMITH Republican	6.59%	3,336	
PAUL BERRY III Republican	8.92%	4,513	
TOTAL VOTES		50,622	


MAP	PRECINCT RESULTS
-----	------------------

U.S. REPRESENTATIVE DISTRICT 2 - DEMOCRATIC

Follow This Contest			  
TRISH GUNBY Democrat	86.06%	42,687	
RAY REED Democrat	13.94%	6,914	
TOTAL VOTES		49,601	




MAP	PRECINCT RESULTS
-----	------------------

U.S. REPRESENTATIVE DISTRICT 2 - LIBERTARIAN

Follow This Contest			  
BILL SLANTZ Libertarian	100.00%	262	
TOTAL VOTES		262	

MAP	PRECINCT RESULTS
-----	------------------

STATE AUDITOR - REPUBLICAN

Follow This Contest			  
DAVID GREGORY Republican	39.23%	23,169	
SCOTT FITZPATRICK Republican	60.77%	35,896	
TOTAL VOTES		59,065	

MAP	PRECINCT RESULTS
-----	------------------

STATE AUDITOR - DEMOCRATIC

Follow This Contest			  
ALAN GREEN Democrat	100.00%	94,509	
TOTAL VOTES		94,509	


MAP	PRECINCT RESULTS
-----	------------------

STATE AUDITOR - LIBERTARIAN

Follow This Contest			  
JOHN A. HARTWIG JR. Libertarian	100.00%	420	
TOTAL VOTES		420	

MAP	PRECINCT RESULTS
-----	------------------

STATE SENATOR DISTRICT 4 - REPUBLICAN

Follow This Contest			  
MARY THERESA MCLEAN Republican	100.00%	2,485	
TOTAL VOTES		2,485	

MAP	PRECINCT RESULTS
-----	------------------



STATE SENATOR DISTRICT 4 - DEMOCRATIC

Follow This Contest			  
KARLA MAY Democrat	100.00%	7,540	

	TOTAL VOTES	7,540
--	-------------	-------




MAP	PRECINCT RESULTS
-----	------------------

STATE SENATOR DISTRICT 14 - DEMOCRATIC

Follow This Contest	  
BRIAN WILLIAMS Democrat	100.00% 18,050
TOTAL VOTES	18,050



MAP	PRECINCT RESULTS
-----	------------------

STATE SENATOR DISTRICT 24 - REPUBLICAN

Follow This Contest	  
GEORGE J HRUZA Republican	59.25% 8,321
BRETT A. SCHENCK Republican	40.75% 5,723
TOTAL VOTES	14,044

MAP	PRECINCT RESULTS
-----	------------------

STATE SENATOR DISTRICT 24 - DEMOCRATIC

Follow This Contest	  
TRACY MCCREERY Democrat	100.00% 18,357
TOTAL VOTES	18,357




MAP	PRECINCT RESULTS
-----	------------------

STATE SENATOR DISTRICT 24 - LIBERTARIAN

Follow This Contest	  
LADONNA HIGGINS Libertarian	100.00% 83
TOTAL VOTES	83

MAP	PRECINCT RESULTS
-----	------------------

STATE SENATOR DISTRICT 26 - REPUBLICAN


Follow This Contest	  
NATE TATE Republican	18.45% 234
BEN BROWN Republican	51.74% 656
BOB JONES Republican	21.14% 268
MERRY-NOELLA SKAGGS Republican	6.55% 83
JASON FRANKLIN	

BEN BROWN Republican	2.13%	27
-------------------------	-------	----

TOTAL VOTES	1,268
-------------	-------

MAP	PRECINCT RESULTS
-----	------------------

STATE SENATOR DISTRICT 26 - DEMOCRATIC

Follow This Contest	  
JOHN KIEHNE Democrat	100.00% 588
TOTAL VOTES	588




MAP	PRECINCT RESULTS
-----	------------------

STATE REPRESENTATIVE DISTRICT 66 - DEMOCRATIC

Follow This Contest	  
MARLENE TERRY Democrat	100.00% 2,461
TOTAL VOTES	2,461




MAP	PRECINCT RESULTS
-----	------------------

STATE REPRESENTATIVE DISTRICT 67 - DEMOCRATIC

Follow This Contest	  
NEIL SMITH Democrat	34.29% 2,076
CHANTELLE N. NICKSON-CLARK Democrat	65.71% 3,979
TOTAL VOTES	6,055




MAP	PRECINCT RESULTS
-----	------------------

STATE REPRESENTATIVE DISTRICT 68 - DEMOCRATIC

Follow This Contest	  
JAY MOSLEY Democrat	60.57% 2,336
PAMELA PAUL Democrat	25.67% 990
DON HOUSTON Democrat	13.77% 531
TOTAL VOTES	3,857




MAP	PRECINCT RESULTS
-----	------------------

STATE REPRESENTATIVE DISTRICT 70 - DEMOCRATIC




Follow This Contest	  
GRETCHEN BANGERT Democrat	62.06% 1,978
STEPHANIE BOYKIN Democrat	37.94% 1,209

	TOTAL VOTES	3,187
MAP	PRECINCT RESULTS	




STATE REPRESENTATIVE DISTRICT 70 - LIBERTARIAN

Follow This Contest		  	
DUSTIN COFFELL		100.00%	24
Libertarian			
		TOTAL VOTES	24
MAP	PRECINCT RESULTS		



STATE REPRESENTATIVE DISTRICT 71 - REPUBLICAN

Follow This Contest		  	
KARAN PUJJI		100.00%	1,931
Republican			
		TOTAL VOTES	1,931
MAP	PRECINCT RESULTS		




STATE REPRESENTATIVE DISTRICT 71 - DEMOCRATIC

Follow This Contest		  	
LADONNA APPELBAUM Democrat		100.00%	4,488
		TOTAL VOTES	4,488
MAP	PRECINCT RESULTS		



STATE REPRESENTATIVE DISTRICT 72 - DEMOCRATIC

Follow This Contest		  	
DOUG CLEMENS		100.00%	2,574
Democrat			
		TOTAL VOTES	2,574
MAP	PRECINCT RESULTS		


STATE REPRESENTATIVE DISTRICT 73 - DEMOCRATIC

Follow This Contest		  	
RAYCHEL PROUDIE Democrat		62.00%	2,002
MIKE PERSON Democrat		38.00%	1,227
TOTAL VOTES			3,229
MAP	PRECINCT RESULTS		

STATE REPRESENTATIVE DISTRICT 74 - DEMOCRATIC

Follow This Contest	  
---------------------	--

Follow This Contest






KEVIN WINDHAM JR.
Democrat


100.00%3,220

MAP	PRECINCT RESULTS	
-----	------------------	--

STATE REPRESENTATIVE DISTRICT 75 - DEMOCRATIC

Follow This Contest		  
ALAN GRAY Democrat	58.02%	2,195
SYLVESTER TAYLOR II Democrat	41.98%	1,588
TOTAL VOTES		3,783

STATE REPRESENTATIVE DISTRICT 83 - DEMOCRATIC

Follow This Contest		  	
SARAH UNSICKER		100.00%	4,576
Democrat			
		TOTAL VOTES	4,576
MAP	PRECINCT RESULTS		

STATE REPRESENTATIVE DISTRICT 83 - LIBERTARIAN

Follow This Contest

ANDREW BOLIN

Libertarian

100.00%

20

TOTAL VOTES




20

MAP

PRECINCT RESULTS


STATE REPRESENTATIVE DISTRICT 85 - DEMOCRATIC

Follow This Contest



YOLONDA FOUNTAIN HENDERSON Democrat	53.07%	1,883
DONOVAN MEEKS Democrat	13.42%	476
YONNEE FORTSON Democrat	33.51%	1,189
TOTAL VOTES		3,548
MAP	PRECINCT RESULTS	

STATE REPRESENTATIVE DISTRICT 86 - DEMOCRATIC

Follow This Contest	  
JOE ADAMS	 5,412

Democrat	100.00%	
	TOTAL VOTES	5,412

MAP	PRECINCT RESULTS
-----	------------------

STATE REPRESENTATIVE DISTRICT 87 - DEMOCRATIC

Follow This Contest



PAULA BROWN	100.00%	3,018
Democrat		

	TOTAL VOTES	3,018
--	-------------	-------

MAP	PRECINCT RESULTS
-----	------------------

STATE REPRESENTATIVE DISTRICT 88 - REPUBLICAN

Follow This Contest



NANCY R STEVENS	35.57%	1,429
Republican		


HOLLY JONES	64.43%	2,588
Republican		

	TOTAL VOTES	4,017
--	-------------	-------

MAP	PRECINCT RESULTS
-----	------------------

STATE REPRESENTATIVE DISTRICT 88 - DEMOCRATIC

Follow This Contest



KYLE LUZYNSKI	100.00%	2,284
Democrat		

	TOTAL VOTES	2,284
--	-------------	-------

MAP	PRECINCT RESULTS
-----	------------------

STATE REPRESENTATIVE DISTRICT 89 - REPUBLICAN

Follow This Contest



DEAN PLOCHER	100.00%	3,763
Republican		

	TOTAL VOTES	3,763
--	-------------	-------

MAP	PRECINCT RESULTS
-----	------------------

STATE REPRESENTATIVE DISTRICT 89 - DEMOCRATIC

Follow This Contest



LUKE BARBER	100.00%	3,060
Democrat		

	TOTAL VOTES	3,060
--	-------------	-------

MAP	PRECINCT RESULTS
-----	------------------

STATE REPRESENTATIVE DISTRICT 90 - REPUBLICAN

Follow This Contest



GARY ALBERT BOKERMANN, JR.	100.00%	2,445
Republican		

	TOTAL VOTES	2,445
--	-------------	-------

MAP	PRECINCT RESULTS
-----	------------------

STATE REPRESENTATIVE DISTRICT 90 - DEMOCRATIC

Follow This Contest



BARBARA PHIFER	100.00%	4,687
Democrat		

	TOTAL VOTES	4,687
--	-------------	-------

MAP	PRECINCT RESULTS
-----	------------------

STATE REPRESENTATIVE DISTRICT 91 - DEMOCRATIC

Follow This Contest



JO DOLL	100.00%	6,214
Democrat		

	TOTAL VOTES	6,214
--	-------------	-------

MAP	PRECINCT RESULTS
-----	------------------

STATE REPRESENTATIVE DISTRICT 92 - REPUBLICAN

Follow This Contest



BOB MAHACEK	100.00%	2,479
Republican		

	TOTAL VOTES	2,479
--	-------------	-------

MAP	PRECINCT RESULTS
-----	------------------

STATE REPRESENTATIVE DISTRICT 92 - DEMOCRATIC

Follow This Contest



MICHAEL BURTON	51.69%	1,731
Democrat		

KENNY EDGAR	48.31%	1,618
Democrat		

	TOTAL VOTES	3,349
--	-------------	-------

MAP	PRECINCT RESULTS
-----	------------------

STATE REPRESENTATIVE DISTRICT 93 - REPUBLICAN

Follow This Contest





KENNETH ABRAM	100.00%	1,537
Republican		




	TOTAL VOTES	1,537
--	-------------	-------

MAP	PRECINCT RESULTS
-----	------------------

STATE REPRESENTATIVE DISTRICT 93 - DEMOCRATIC

Follow This Contest			  	
BRIDGET WALSH MOORE	100.00%	2,056		
Democrat				
		TOTAL VOTES	2,056	
MAP	PRECINCT RESULTS			




STATE REPRESENTATIVE DISTRICT 94 - REPUBLICAN

Follow This Contest			  	
JIM MURPHY	100.00%	3,024		
Republican				
		TOTAL VOTES	3,024	
MAP	PRECINCT RESULTS			


STATE REPRESENTATIVE DISTRICT 94 - DEMOCRATIC

Follow This Contest			  	
KYLE W. KERNS	100.00%	2,602		
Democrat				
		TOTAL VOTES	2,602	
MAP	PRECINCT RESULTS			




STATE REPRESENTATIVE DISTRICT 95 - REPUBLICAN

Follow This Contest			  	
MICHAEL A O'DONNELL	100.00%	3,688		
Republican				
		TOTAL VOTES	3,688	
MAP	PRECINCT RESULTS			




STATE REPRESENTATIVE DISTRICT 95 - DEMOCRATIC

Follow This Contest			  	
ANN ZIMPFER	100.00%	2,926		
Democrat				
		TOTAL VOTES	2,926	
MAP	PRECINCT RESULTS			




STATE REPRESENTATIVE DISTRICT 96 - REPUBLICAN

Follow This Contest			  	
MIKE TSICHLIS	22.77%	985		
Republican				
BRAD CHRIST	77.23%	3,340		
Republican				
		TOTAL VOTES	4,325	
MAP	PRECINCT RESULTS			




STATE REPRESENTATIVE DISTRICT 96 - DEMOCRATIC

Follow This Contest			  	
LESLIE DERRINGTON	100.00%	3,745		
Democrat				
		TOTAL VOTES	3,745	
MAP	PRECINCT RESULTS			




STATE REPRESENTATIVE DISTRICT 98 - REPUBLICAN

Follow This Contest			  	
RYAN HIGGINS	100.00%	2,908		
Republican				
		TOTAL VOTES	2,908	
MAP	PRECINCT RESULTS			




STATE REPRESENTATIVE DISTRICT 98 - DEMOCRATIC

Follow This Contest			  	
DEB LAVENDER	100.00%	3,392		
Democrat				
		TOTAL VOTES	3,392	
MAP	PRECINCT RESULTS			

STATE REPRESENTATIVE DISTRICT 99 - REPUBLICAN

Follow This Contest			  	
LAVANNA M WROBLEY	100.00%	1,510		
Republican				
		TOTAL VOTES	1,510	
MAP	PRECINCT RESULTS			

STATE REPRESENTATIVE DISTRICT 99 - DEMOCRATIC

Follow This Contest			  	
IAN MACKEY	81.98%	3,830		
Democrat				
BORIS ABADZHYAN	18.02%	842		
Democrat				
		TOTAL VOTES	4,672	
MAP	PRECINCT RESULTS			

STATE REPRESENTATIVE DISTRICT 100 - REPUBLICAN

Follow This Contest			  	
PHILIP OEHLERKING	68.62%	2,353		
Republican				
BRANT HARRIS				

DRANI BARBER Republican	31.38%	1,076
----------------------------	--------	-------

	TOTAL VOTES	3,429
--	-------------	-------

MAP	PRECINCT RESULTS
-----	------------------

STATE REPRESENTATIVE DISTRICT 100 - DEMOCRATIC

Follow This Contest	  
---------------------	--

COLIN LOVETT Democrat	100.00%	2,932
--------------------------	---------	-------

	TOTAL VOTES	2,932
--	-------------	-------

MAP	PRECINCT RESULTS
-----	------------------

STATE REPRESENTATIVE DISTRICT 101 - REPUBLICAN

Follow This Contest	  
---------------------	--

JOHN BRUNNER Republican	45.16%	2,040
----------------------------	--------	-------

BEN KEATHLEY Republican	54.84%	2,477
----------------------------	--------	-------

	TOTAL VOTES	4,517
--	-------------	-------

MAP	PRECINCT RESULTS
-----	------------------

STATE REPRESENTATIVE DISTRICT 101 - DEMOCRATIC


Follow This Contest	  
---------------------	--

MELISSA GREENSTEIN Democrat	100.00%	3,380
--------------------------------	---------	-------

	TOTAL VOTES	3,380
--	-------------	-------

MAP	PRECINCT RESULTS
-----	------------------

STATE REPRESENTATIVE DISTRICT 101 - LIBERTARIAN

Follow This Contest	  
---------------------	--

JEFF COLEMAN Libertarian	100.00%	17
-----------------------------	---------	----

	TOTAL VOTES	17
--	-------------	----

MAP	PRECINCT RESULTS
-----	------------------

STATE REPRESENTATIVE DISTRICT 110 - REPUBLICAN


Follow This Contest	  
---------------------	--


BRUCE DEGROOT Republican	100.00%	3,957
-----------------------------	---------	-------

	TOTAL VOTES	3,957
--	-------------	-------

MAP	PRECINCT RESULTS
-----	------------------

STATE REPRESENTATIVE DISTRICT 110 - DEMOCRATIC

Follow This Contest	  
---------------------	--

Follow This Contest	  
---------------------	---

JOSH THACKSTON Democrat	100.00%	2,326
----------------------------	---------	-------

	TOTAL VOTES	2,326
--	-------------	-------

MAP	PRECINCT RESULTS
-----	------------------

COUNTY EXECUTIVE - REPUBLICAN

Follow This Contest	  
---------------------	---


SHAMED DOGAN Republican	43.90%	26,029
----------------------------	--------	--------

KATHERINE PINNER Republican	56.10%	33,261
--------------------------------	--------	--------

	TOTAL VOTES	59,290
--	-------------	--------

MAP	PRECINCT RESULTS
-----	------------------

COUNTY EXECUTIVE - DEMOCRATIC

Follow This Contest	  
---------------------	---

SAM PAGE Democrat	63.47%	68,435
----------------------	--------	--------

JANE DUEKER Democrat	36.53%	39,394
-------------------------	--------	--------

	TOTAL VOTES	107,829
--	-------------	---------

MAP	PRECINCT RESULTS
-----	------------------

COUNTY EXECUTIVE - GREEN

Follow This Contest	  
---------------------	---

RANDALL HOLMES Green	100.00%	103
-------------------------	---------	-----

	TOTAL VOTES	103
--	-------------	-----

MAP	PRECINCT RESULTS
-----	------------------

PROSECUTING ATTORNEY - DEMOCRATIC


Follow This Contest	  
---------------------	---

WESLEY BELL Democrat	100.00%	95,434
-------------------------	---------	--------

	TOTAL VOTES	95,434
--	-------------	--------

MAP	PRECINCT RESULTS
-----	------------------

PROSECUTING ATTORNEY - LIBERTARIAN

Follow This Contest	  
---------------------	---

THEO BROWN SR. Libertarian	100.00%	419
-------------------------------	---------	-----

	TOTAL VOTES	419
--	-------------	-----

MAP	PRECINCT RESULTS
COUNTY ASSESSOR - REPUBLICAN	
Follow This Contest	
PETER A. PFEIFER Republican	100.00% 54,264
TOTAL VOTES 54,264	

MAP	PRECINCT RESULTS
COUNTY ASSESSOR - DEMOCRATIC	
Follow This Contest	
JAKE ZIMMERMAN Democrat	100.00% 94,597
TOTAL VOTES 94,597	

MAP	PRECINCT RESULTS
COUNTY ASSESSOR - LIBERTARIAN	
Follow This Contest	
NICHOLAS (NICK) KASOFF Libertarian	100.00% 420
TOTAL VOTES 420	

MAP	PRECINCT RESULTS
COUNTY ASSESSOR - GREEN	
Follow This Contest	
DON FITZ Green	100.00% 107
TOTAL VOTES 107	

MAP	PRECINCT RESULTS
COUNTY COUNCIL DISTRICT 1 - DEMOCRATIC	
Follow This Contest	
TERRY WILSON Democrat	35.25% 5,377
RITA HEARD DAYS Democrat	64.75% 9,877
TOTAL VOTES 15,254	

MAP	PRECINCT RESULTS
COUNTY COUNCIL DISTRICT 3 - REPUBLICAN	
Follow This Contest	
DENNIS HANCOCK Republican	100.00% 12,476

MAP	PRECINCT RESULTS	TOTAL VOTES	12,476
COUNTY COUNCIL DISTRICT 3 - DEMOCRATIC			
Follow This Contest			
VICKI LORENZ ENGLUND Democrat	100.00%	13,268	
TOTAL VOTES		13,268	

MAP	PRECINCT RESULTS
COUNTY COUNCIL DISTRICT 3 - LIBERTARIAN	
Follow This Contest	
JEANNE CHICKANOSKY Libertarian	100.00% 65
TOTAL VOTES 65	

MAP	PRECINCT RESULTS
COUNTY COUNCIL DISTRICT 5 - REPUBLICAN	
Follow This Contest	
STEVEN G. BAILEY Republican	100.00% 7,421
TOTAL VOTES 7,421	

MAP	PRECINCT RESULTS
COUNTY COUNCIL DISTRICT 5 - DEMOCRATIC	
Follow This Contest	
LISA D. CLANCY Democrat	100.00% 18,929
TOTAL VOTES 18,929	

MAP	PRECINCT RESULTS
COUNTY COUNCIL DISTRICT 5 - LIBERTARIAN	
Follow This Contest	
MICHAEL G. LEWIS Libertarian	100.00% 86
TOTAL VOTES 86	

MAP	PRECINCT RESULTS
COUNTY COUNCIL DISTRICT 7 - REPUBLICAN	
Follow This Contest	
MARK A. HARDER Republican	100.00% 13,912

Republican	100.00%
	TOTAL VOTES13,912
MAP	PRECINCT RESULTS

COUNTY COUNCIL DISTRICT 7 - DEMOCRATIC

Follow This Contest		
KRISTINE CALLIS	100.00%	10,088
Democrat		
	TOTAL VOTES	10,088
MAP	PRECINCT RESULTS	

SAINT LOUIS COUNTY - PROPOSITION M

Follow This Contest		
YES	60.89%	101,499
NO	39.11%	65,189
	TOTAL VOTES	166,688
MAP	PRECINCT RESULTS	

SAINT LOUIS COUNTY - PROPOSITION A

Follow This Contest		
YES	81.51%	140,647
NO	18.49%	31,909
	TOTAL VOTES	172,556
MAP	PRECINCT RESULTS	

SAINT LOUIS COUNTY - PROPOSITION V

Follow This Contest		
YES	75.86%	128,334
NO	24.14%	40,831
	TOTAL VOTES	169,165
MAP	PRECINCT RESULTS	

CITY OF FERGUSON - PROPOSITION U

Follow This Contest		
YES	56.13%	1,342
NO	43.87%	1,049
	TOTAL VOTES	2,391
MAP	PRECINCT RESULTS	

MAP	PRECINCT RESULTS
-----	------------------

CITY OF FLORISSANT - PROPOSITION A

Follow This Contest

YES	60.89%	4,318
NO	39.11%	2,773
	TOTAL VOTES	7,091
MAP	PRECINCT RESULTS	

WEBSTER GROVES SCHOOL DISTRICT - PROPOSITION S

Follow This Contest		
YES	80.65%	7,854
NO	19.35%	1,884
	TOTAL VOTES	9,738
MAP	PRECINCT RESULTS	

BLACK JACK FIRE PROTECTION DISTRICT - PROPOSITION E

Follow This Contest		
YES	72.64%	6,296
NO	27.36%	2,371
	TOTAL VOTES	8,667
MAP	PRECINCT RESULTS	

BLACK JACK FIRE PROTECTION DISTRICT - PROPOSITION R

Follow This Contest		
YES	65.28%	5,670
NO	34.72%	3,016
	TOTAL VOTES	8,686
MAP	PRECINCT RESULTS	

FLORISSANT VALLEY FIRE PROTECTION DISTRICT - PROPOSITION F

Follow This Contest		
YES	82.67%	8,210
NO	17.33%	1,721
	TOTAL VOTES	9,931
MAP	PRECINCT RESULTS	

About Election Results Reporting

Results are updated when new tabulation results are reported. The results posted before certification are unofficial until certified by the county.

Saint Louis County Elections

725 Northwest Plaza Drive, St. Ann, MO 63074
314-615-1800

Election Summary Report

Primary Election

St. Louis, Missouri

August 2, 2022

Summary For CITYWIDE, All Counters, All Races

FINAL UNOFFICIAL RESULTS

Date:08/02/22

Time:21:25:33

Page:1 of 4

Registered Voters 190221 - Cards Cast 45857 24.11%

Num. Report Precinct 180 - Num. Reporting 180 100.00%

US SENATOR REP	REP	Total	
Number of Precincts		180	
Precincts Reporting		180	100.0 %
Times Counted	5323/190221	2.8 %	
Total Votes	5243		
PATRICK LEWIS	61	1.16%	
ERIC SCHMITT	2648	50.51%	
BILLY LONG	64	1.22%	
ERIC GREITENS	1163	22.18%	
BERNIE MOWINSKI	16	0.31%	
CW GARDNER	64	1.22%	
DESHON PORTER	14	0.27%	
VICKY HARTZLER	840	16.02%	
DAVE SIMS	18	0.34%	
MARK McCLOSKEY	173	3.30%	
ERIC McELROY	25	0.48%	
DENNIS CHILTON	7	0.13%	
ROBERT ALLEN	17	0.32%	
DAVE SCHATZ	48	0.92%	
HARTFORD TUNNELL	12	0.23%	
KEVIN SCHEPERS	3	0.06%	
RICKEY JOINER	12	0.23%	
ROBERT OLSON	15	0.29%	
RUSSEL BREYFOGLE	8	0.15%	
DARRELL McCLANAHAN	7	0.13%	
CURTIS VAUGHN	28	0.53%	

US SENATOR CON	CON	Total	
Number of Precincts		180	
Precincts Reporting		180	100.0 %
Times Counted	17/190221	0.0 %	
Total Votes	12		
PAUL VENABLE	12	100.00%	

ST AUDITOR REP	REP	Total	
Number of Precincts		180	
Precincts Reporting		180	100.0 %
Times Counted	5323/190221	2.8 %	
Total Votes	4599		
DAVID GREGORY	1767	38.42%	
SCOTT FITZPATRICK	2832	61.58%	

ST AUDITOR DEM	DEM	Total	
Number of Precincts		180	
Precincts Reporting		180	100.0 %
Times Counted	40192/190221	21.1 %	
Total Votes	30422		
ALAN GREEN	30422	100.00%	

ST AUDITOR LIB	LIB	Total	
Number of Precincts		180	
Precincts Reporting		180	100.0 %
Times Counted	53/190221	0.0 %	
Total Votes	46		
JOHN HARTWIG	46	100.00%	

US SENATOR DEM	DEM	Total	
Number of Precincts		180	
Precincts Reporting		180	100.0 %
Times Counted	40192/190221	21.1 %	
Total Votes	39325		
LEWIS ROLEN	498	1.27%	
GENA ROSS	458	1.16%	
CARLA WRIGHT	2801	7.12%	
JOSH SHIPP	234	0.60%	
SPENCER TODER	2439	6.20%	
LUCAS KUNCE	15871	40.36%	
JEWEL KELLY	337	0.86%	
CLARENCE TAYLOR	348	0.88%	
PAT KELLY	293	0.75%	
TRUDY VALENTINE	15640	39.77%	
RONALD HARRIS	406	1.03%	

US REP REP	REP	Total	
Number of Precincts		180	
Precincts Reporting		180	100.0 %
Times Counted	5323/190221	2.8 %	
Total Votes	4522		
STEVEN JORDAN	1331	29.43%	
ANDREW JONES	2121	46.90%	
LAURA MITCHELL-RILEY	1070	23.66%	

US SENATOR LIB	LIB	Total	
Number of Precincts		180	
Precincts Reporting		180	100.0 %
Times Counted	53/190221	0.0 %	
Total Votes	45		
JONATHAN DINE	45	100.00%	

Election Summary Report

Primary Election

St. Louis, Missouri

August 2, 2022

Summary For CITYWIDE, All Counters, All Races

FINAL UNOFFICIAL RESULTS

Date:08/02/22

Time:21:25:33

Page:2 of 4

Registered Voters 190221 - Cards Cast 45857 24.11%

Num. Report Precinct 180 - Num. Reporting 180 100.00%

US REP DEM	DEM	
	Total	
Number of Precincts	180	
Precincts Reporting	180	100.0 %
Times Counted	40192/190221	21.1 %
Total Votes	39599	
RON HARSHAW	380	0.96%
MICHAEL DANIELS	607	1.53%
CORI BUSH	28221	71.27%
EARL CHILDRESS	363	0.92%
STEVE ROBERTS	10028	25.32%

US REP LIB	LIB	
	Total	
Number of Precincts	180	
Precincts Reporting	180	100.0 %
Times Counted	53/190221	0.0 %
Total Votes	43	
GEORGE ZSIDISIN	43	100.00%

ST SENATE 4 REP	REP	
	Total	
Number of Precincts	62	
Precincts Reporting	62	100.0 %
Times Counted	3933/82422	4.8 %
Total Votes	3014	
MARY McLEAN	3014	100.00%

ST SENATE 4 DEM	DEM	
	Total	
Number of Precincts	62	
Precincts Reporting	62	100.0 %
Times Counted	20930/82422	25.4 %
Total Votes	17053	
KARLA MAY	17053	100.00%

ST REP 76 DEM	DEM	
	Total	
Number of Precincts	29	
Precincts Reporting	29	100.0 %
Times Counted	4466/24784	18.0 %
Total Votes	3587	
MARLON ANDERSON	3587	100.00%

ST REP 77 DEM	DEM	
	Total	
Number of Precincts	21	
Precincts Reporting	21	100.0 %
Times Counted	5136/25455	20.2 %
Total Votes	4279	
KIMBERLY-ANN COLLINS	4279	100.00%

ST REP 78 DEM	DEM	
	Total	
Number of Precincts	23	
Precincts Reporting	23	100.0 %
Times Counted	3682/20526	17.9 %
Total Votes	3060	
RASHEEN ALDRIDGE	3060	100.00%

ST REP 79 DEM	DEM	
	Total	
Number of Precincts	22	
Precincts Reporting	22	100.0 %
Times Counted	4605/21379	21.5 %
Total Votes	3823	
LAKEYSHA BOSLEY	3823	100.00%

ST REP 80 REP	REP	
	Total	
Number of Precincts	24	
Precincts Reporting	24	100.0 %
Times Counted	642/22643	2.8 %
Total Votes	494	
KIRK HILZINGER	494	100.00%

ST REP 80 DEM	DEM	
	Total	
Number of Precincts	24	
Precincts Reporting	24	100.0 %
Times Counted	5379/22643	23.8 %
Total Votes	4512	
PETER MERIDETH	4512	100.00%

ST REP 80 LIB	LIB	
	Total	
Number of Precincts	24	
Precincts Reporting	24	100.0 %
Times Counted	8/22643	0.0 %
Total Votes	7	
REBECCA LOMBARD	7	100.00%

ST REP 81 REP	REP	
	Total	
Number of Precincts	22	
Precincts Reporting	22	100.0 %
Times Counted	1015/22294	4.6 %
Total Votes	782	
JAKE KOEHR	782	100.00%

Election Summary Report

Primary Election

St. Louis, Missouri

August 2, 2022

Summary For CITYWIDE, All Counters, All Races

FINAL UNOFFICIAL RESULTS

Date:08/02/22

Time:21:25:33

Page:3 of 4

Registered Voters 190221 - Cards Cast 45857 24.11%

Num. Report Precinct 180 - Num. Reporting 180 100.00%

ST REP 81 DEM	DEM	Total	
Number of Precincts		22	
Precincts Reporting		22	100.0 %
Times Counted	4521/22294	20.3 %	
Total Votes	4354		
STEVE BUTZ	2623	60.24%	
BILL STEPHENS	1731	39.76%	

LICENSE COLL REP	REP	Total	
Number of Precincts		180	
Precincts Reporting		180	100.0 %
Times Counted	5323/190221	2.8 %	
Total Votes	4013		
MICHAEL HEBRON	4013	100.00%	

ST REP 82 REP	REP	Total	
Number of Precincts		19	
Precincts Reporting		19	100.0 %
Times Counted	2059/28510	7.2 %	
Total Votes	1588		
ROBERT CRUMP	1588	100.00%	

LICENSE COLL DEM	DEM	Total	
Number of Precincts		180	
Precincts Reporting		180	100.0 %
Times Counted	40192/190221	21.1 %	
Total Votes	32760		
MAVIS THOMPSON	32760	100.00%	

ST REP 82 DEM	DEM	Total	
Number of Precincts		19	
Precincts Reporting		19	100.0 %
Times Counted	7436/28510	26.1 %	
Total Votes	6210		
DONNA BARINGER	6210	100.00%	

REC OF DEEDS REP	REP	Total	
Number of Precincts		180	
Precincts Reporting		180	100.0 %
Times Counted	5323/190221	2.8 %	
Total Votes	3153		
TIMOTHY GARTIN	3153	100.00%	

ST REP 84 DEM	DEM	Total	
Number of Precincts		20	
Precincts Reporting		20	100.0 %
Times Counted	4967/24630	20.2 %	
Total Votes	4569		
DEL TAYLOR	2622	57.39%	
WILEY PRICE	1947	42.61%	

REC OF DEEDS DEM	DEM	Total	
Number of Precincts		180	
Precincts Reporting		180	100.0 %
Times Counted	40192/190221	21.1 %	
Total Votes	31371		
MICHAEL BUTLER	31371	100.00%	

COLL OF REV REP	REP	Total	
Number of Precincts		180	
Precincts Reporting		180	100.0 %
Times Counted	5323/190221	2.8 %	
Total Votes	4014		
ROBERT VROMAN	4014	100.00%	

REC OF DEEDS GRN	GRN	Total	
Number of Precincts		180	
Precincts Reporting		180	100.0 %
Times Counted	29/190221	0.0 %	
Total Votes	26		
JEROME BAUER	17	65.38%	
DON DEVIVO	9	34.62%	

COLL OF REV DEM	DEM	Total	
Number of Precincts		180	
Precincts Reporting		180	100.0 %
Times Counted	40192/190221	21.1 %	
Total Votes	33803		
GREGORY DALY	33803	100.00%	

PROP S	Total	
Number of Precincts	180	
Precincts Reporting	180	100.0 %
Times Counted	45857/190221	24.1 %
Total Votes	44807	
YES	38922	86.87%
NO	5885	13.13%

Election Summary Report

Primary Election

St. Louis, Missouri

August 2, 2022

Summary For CITYWIDE, All Counters, All Races

FINAL UNOFFICIAL RESULTS

Date:08/02/22

Time:21:25:33

Page:4 of 4

Registered Voters 190221 - Cards Cast 45857 24.11%

Num. Report Precinct 180 - Num. Reporting 180 100.00%

PROP F

	Total	
Number of Precincts	180	
Precincts Reporting	180	100.0 %
Times Counted	45857/190221	24.1 %
Total Votes	44686	
YES	37998	85.03%
NO	6688	14.97%



(<https://www.franklinmo.org/>)

August 2, 2022 - Primary Election

UNOFFICIAL ELECTION RESULTS

VOTER TURNOUT

26.8%

Ballots Cast

20,017

Registered Voters

74,572

PRECINCTS REPORTING

100%

Not Reporting

0

Partially Reporting

0

Fully Reporting

40

Total Precincts

40

Showing 30 of 30 contests

US SENATOR (VOTE FOR 1)				Absentee Ballots: Complete
<input type="checkbox"/>	PATRICK A LEWIS (REPUBLICAN PARTY)	93	0.59%	<div></div>
<input type="checkbox"/>	ERIC SCHMITT (REPUBLICAN PARTY)	7,567	47.62%	<div></div>
<input type="checkbox"/>	BILLY LONG (REPUBLICAN PARTY)	261	1.64%	<div></div>
<input type="checkbox"/>	ERIC GREITENS (REPUBLICAN PARTY)	2,709	17.05%	<div></div>
<input type="checkbox"/>	BERNIE MOWINSKI (REPUBLICAN PARTY)	25	0.16%	<div></div>
<input type="checkbox"/>	C.W. GARDNER (REPUBLICAN PARTY)	41	0.26%	<div></div>
<input type="checkbox"/>	DESHON PORTER (REPUBLICAN PARTY)	30	0.19%	<div></div>
<input type="checkbox"/>	VICKY HARTZLER (REPUBLICAN PARTY)	2,127	13.39%	<div></div>
<input type="checkbox"/>	DAVE SIMS (REPUBLICAN PARTY)	55	0.35%	<div></div>
<input type="checkbox"/>	MARK McCLOSKEY (REPUBLICAN PARTY)	669	4.21%	<div></div>
<input type="checkbox"/>	ERIC McELROY (REPUBLICAN PARTY)	50	0.31%	<div></div>
<input type="checkbox"/>	DENNIS LEE CHILTON (REPUBLICAN PARTY)	18	0.11%	<div></div>
<input type="checkbox"/>	ROBERT ALLEN (REPUBLICAN PARTY)	37	0.23%	<div></div>
<input type="checkbox"/>	DAVE SCHATZ (REPUBLICAN PARTY)	2,049	12.89%	<div></div>
<input type="checkbox"/>	HARTFORD TUNNELL (REPUBLICAN PARTY)	6	0.04%	<div></div>
<input type="checkbox"/>	KEVIN C. SCHEPERS (REPUBLICAN PARTY)	13	0.08%	<div></div>
<input type="checkbox"/>	RICKEY JOINER (REPUBLICAN PARTY)	12	0.08%	<div></div>
<input type="checkbox"/>	ROBERT OLSON (REPUBLICAN PARTY)	29	0.18%	<div></div>
<input type="checkbox"/>	RUSSEL PEALER BREYFOGLE Jr (REPUBLICAN PARTY)	18	0.11%	<div></div>
<input type="checkbox"/>	DARRELL LEON McCLANAHAN III (REPUBLICAN PARTY)	18	0.11%	<div></div>
<input type="checkbox"/>	CURTIS D. VAUGHN (REPUBLICAN PARTY)	63	0.40%	<div></div>

STATE AUDITOR (VOTE FOR 1)				
Absentee Ballots: Complete				
<input type="checkbox"/>	DAVID GREGORY (REPUBLICAN PARTY)	4,631	33.71%	<input type="text"/>
<input type="checkbox"/>	SCOTT FITZPATRICK (REPUBLICAN PARTY)	9,107	66.29%	<input type="text"/>

US REPRESENTATIVE DISTRICT 2 (VOTE FOR 1)				
Absentee Ballots: Complete				
<input type="checkbox"/>	ANN WAGNER (REPUBLICAN PARTY)	8,667	57.07%	<input type="text"/>
<input type="checkbox"/>	TONY SALVATORE (REPUBLICAN PARTY)	3,252	21.41%	<input type="text"/>
<input type="checkbox"/>	WESLEY SMITH (REPUBLICAN PARTY)	2,124	13.99%	<input type="text"/>
<input type="checkbox"/>	PAUL BERRY III (REPUBLICAN PARTY)	1,144	7.53%	<input type="text"/>

STATE SENATOR DISTRICT 26 (VOTE FOR 1)				
Absentee Ballots: Complete				
<input type="checkbox"/>	NATE TATE (REPUBLICAN PARTY)	4,219	26.91%	<input type="text"/>
<input type="checkbox"/>	BEN BROWN (REPUBLICAN PARTY)	6,027	38.44%	<input type="text"/>
<input type="checkbox"/>	BOB JONES (REPUBLICAN PARTY)	4,605	29.37%	<input type="text"/>
<input type="checkbox"/>	MERRY-NOELLA SKAGGS (REPUBLICAN PARTY)	481	3.07%	<input type="text"/>
<input type="checkbox"/>	JASON FRANKLIN (REPUBLICAN PARTY)	347	2.21%	<input type="text"/>

STATE REPRESENTATIVE DISTRICT 109 (VOTE FOR 1)				
Absentee Ballots: Complete				
<input type="checkbox"/>	JOHN SIMMONS (REPUBLICAN PARTY)	3,164	46.11%	<input type="text"/>
<input type="checkbox"/>	ANTHONY CAMPBELL (REPUBLICAN PARTY)	366	5.33%	<input type="text"/>
<input type="checkbox"/>	KYLE MARQUART (REPUBLICAN PARTY)	3,332	48.56%	<input type="text"/>

STATE REPRESENTATIVE DISTRICT 118 (VOTE FOR 1)				
Absentee Ballots: Complete				
<input type="checkbox"/>	MIKE McGIRL (REPUBLICAN PARTY)	3,209	100.00%	<input type="text"/>

STATE REPRESENTATIVE DISTRICT 119 (VOTE FOR 1)				
Absentee Ballots: Complete				
<input type="checkbox"/>	MARTY L MARLER (REPUBLICAN PARTY)	1,203	27.78%	<input type="text"/>
<input type="checkbox"/>	BRAD BANDERMAN (REPUBLICAN PARTY)	2,268	52.38%	<input type="text"/>
<input type="checkbox"/>	BRIAN PICKARD (REPUBLICAN PARTY)	859	19.84%	<input type="text"/>

CIRCUIT JUDGE CIRCUIT 20 DIVISION 2 (VOTE FOR 1)				
Absentee Ballots: Complete				
<input type="checkbox"/>	STEVE WHITE (REPUBLICAN PARTY)	5,838	40.30%	<input type="text"/>
<input type="checkbox"/>	RYAN J. HELFRICH (REPUBLICAN PARTY)	8,648	59.70%	<input type="text"/>

ASSOCIATE CIRCUIT JUDGE DIVISION V (VOTE FOR 1)				
Absentee Ballots: Complete				
<input type="checkbox"/>	JOE PURSCHKE (REPUBLICAN PARTY)	12,641	100.00%	<input type="text"/>

ASSOCIATE CIRCUIT JUDGE DIVISION VI (VOTE FOR 1)				
Absentee Ballots: Complete				
<input type="checkbox"/>	MATTHEW HOUSTON (REPUBLICAN PARTY)	8,292	57.86%	<input type="text"/>
<input type="checkbox"/>	CHARLES "CHEP" HURTH (REPUBLICAN PARTY)	6,040	42.14%	<input type="text"/>

ASSOCIATE CIRCUIT JUDGE DIVISION VII (VOTE FOR 1)				
Absentee Ballots: Complete				
<input type="checkbox"/>	MARK E. BRINKMANN (REPUBLICAN PARTY)	9,989	69.64%	<div><div></div></div>
<input type="checkbox"/>	CARL M. WARD (REPUBLICAN PARTY)	4,355	30.36%	<div><div></div></div>

PRESIDING COMMISSIONER (VOTE FOR 1)				
Absentee Ballots: Complete				
<input type="checkbox"/>	TIM BRINKER (REPUBLICAN PARTY)	12,332	100.00%	<div><div></div></div>

COUNTY CLERK (VOTE FOR 1)				
Absentee Ballots: Complete				
<input type="checkbox"/>	TIM BAKER (REPUBLICAN PARTY)	12,697	100.00%	<div><div></div></div>

CIRCUIT CLERK (VOTE FOR 1)				
Absentee Ballots: Complete				
<input type="checkbox"/>	LAURIE DAVIS OSSECK (REPUBLICAN PARTY)	6,064	43.58%	<div><div></div></div>
<input type="checkbox"/>	CONNIE S. WARD (REPUBLICAN PARTY)	7,852	56.42%	<div><div></div></div>

RECORDER OF DEEDS (VOTE FOR 1)				
Absentee Ballots: Complete				
<input type="checkbox"/>	LISA SMART (REPUBLICAN PARTY)	12,257	100.00%	<div><div></div></div>

PROSECUTING ATTORNEY (VOTE FOR 1)				
Absentee Ballots: Complete				
<input type="checkbox"/>	MATTHEW BECKER (REPUBLICAN PARTY)	12,460	100.00%	<div><div></div></div>

COLLECTOR OF REVENUE (VOTE FOR 1)				
Absentee Ballots: Complete				
<input type="checkbox"/>	DOUG TRENTMANN (REPUBLICAN PARTY)	12,667	100.00%	<div><div></div></div>

COUNTY AUDITOR (VOTE FOR 1)				
Absentee Ballots: Complete				
<input type="checkbox"/>	ANGELA GIBSON (REPUBLICAN PARTY)	12,415	100.00%	<div><div></div></div>

UNION TOWNSHIP COMMITTEEMAN (VOTE FOR 1)				
Absentee Ballots: Complete				
<input type="checkbox"/>	MARVIN HARNESS (REPUBLICAN PARTY)	405	33.86%	<div><div></div></div>
<input type="checkbox"/>	THEODORE SWOBODA (REPUBLICAN PARTY)	777	64.97%	<div><div></div></div>
<input type="checkbox"/>	WRITE-IN 301	14	1.17%	<div><div></div></div>

US SENATOR (VOTE FOR 1)				
Absentee Ballots: Complete				
<input type="checkbox"/>	LEWIS ROLEN (DEMOCRATIC PARTY)	42	1.11%	<div><div></div></div>
<input type="checkbox"/>	GENA ROSS (DEMOCRATIC PARTY)	62	1.64%	<div><div></div></div>
<input type="checkbox"/>	CARLA COFFEE WRIGHT (DEMOCRATIC PARTY)	99	2.62%	<div><div></div></div>
<input type="checkbox"/>	JOSH SHIPP (DEMOCRATIC PARTY)	30	0.79%	<div><div></div></div>
<input type="checkbox"/>	SPENCER TODER (DEMOCRATIC PARTY)	126	3.33%	<div><div></div></div>
<input type="checkbox"/>	LUCAS KUNCE (DEMOCRATIC PARTY)	1,335	35.28%	<div><div></div></div>
<input type="checkbox"/>	JEWEL KELLY (DEMOCRATIC PARTY)	66	1.74%	<div><div></div></div>
<input type="checkbox"/>	CLARENCE (CLAY) TAYLOR (DEMOCRATIC PARTY)	18	0.48%	<div><div></div></div>
<input type="checkbox"/>	PAT KELLY (DEMOCRATIC PARTY)	43	1.14%	<div><div></div></div>
<input type="checkbox"/>	TRUDY BUSCH VALENTINE (DEMOCRATIC PARTY)	1,931	51.03%	<div><div></div></div>
<input type="checkbox"/>	RONALD (RON) WILLIAM HARRIS (DEMOCRATIC PARTY)	32	0.85%	<div><div></div></div>

STATE AUDITOR (VOTE FOR 1)				
Absentee Ballots: Complete				
<input type="checkbox"/>	ALAN GREEN (DEMOCRATIC PARTY)	3,253	100.00%	<div></div>

US REPRESENTATIVE DISTRICT 2 (VOTE FOR 1)				
Absentee Ballots: Complete				
<input type="checkbox"/>	TRISH GUNBY (DEMOCRATIC PARTY)	2,886	80.23%	<div></div>
<input type="checkbox"/>	RAY REED (DEMOCRATIC PARTY)	711	19.77%	<div></div>

STATE SENATOR DISTRICT 26 (VOTE FOR 1)				
Absentee Ballots: Complete				
<input type="checkbox"/>	JOHN KIEHNE (DEMOCRATIC PARTY)	3,432	100.00%	<div></div>

STATE REPRESENTATIVE DISTRICT 118 (VOTE FOR 1)				
Absentee Ballots: Complete				
<input type="checkbox"/>	SALLY BROOKS (DEMOCRATIC PARTY)	754	100.00%	<div></div>

CIRCUIT JUDGE CIRCUIT 20 DIVISION 2 (VOTE FOR 1)				
Absentee Ballots: Complete				
<input type="checkbox"/>	BILL STAHLHUTH (DEMOCRATIC PARTY)	3,344	100.00%	<div></div>

US SENATOR (VOTE FOR 1)				
Absentee Ballots: Complete				
<input type="checkbox"/>	JONATHAN DINE (LIBERTARIAN PARTY)	31	100.00%	<div></div>

STATE AUDITOR (VOTE FOR 1)				
Absentee Ballots: Complete				
<input type="checkbox"/>	JOHN A. HARTWIG Jr. (LIBERTARIAN PARTY)	33	100.00%	<div></div>

US REPRESENTATIVE DISTRICT 2 (VOTE FOR 1)				
Absentee Ballots: Complete				
<input type="checkbox"/>	BILL SLANTZ (LIBERTARIAN PARTY)	31	100.00%	<div></div>

US SENATOR (VOTE FOR 1)				
Absentee Ballots: Complete				
<input type="checkbox"/>	PAUL VENABLE (CONSTITUTION PARTY)	8	100.00%	<div></div>

ST. CLAIR AMBULANCE DISTRICT PROPOSITION EMS (VOTE FOR 1)				
Absentee Ballots: Complete				
<input type="checkbox"/>	YES	1,244	47.90%	<div></div>
<input type="checkbox"/>	NO	1,353	52.10%	<div></div>



Jefferson County
Election Authority
Ken Waller

August 2, 2022 Primary Election

UNOFFICIAL ELECTION RESULTS

Absentee Ballots: **Complete**
In-Person Ballots: **Complete**

VOTER TURNOUT

25.2%



Ballots Cast 39,969
Registered Voters 158,840

PRECINCTS REPORTING

100%



Not Reporting 0
Fully Reporting 52
Total Precincts 52

Showing 56 of 56 contests

US SENATOR (VOTE FOR 1)				
<input type="checkbox"/>	PATRICK A LEWIS (REPUBLICAN PARTY)	323	1.13%	<div></div>
<input type="checkbox"/>	ERIC SCHMITT (REPUBLICAN PARTY)	14,367	50.24%	<div></div>
<input type="checkbox"/>	BILLY LONG (REPUBLICAN PARTY)	534	1.87%	<div></div>
<input type="checkbox"/>	ERIC GREITENS (REPUBLICAN PARTY)	5,957	20.83%	<div></div>
<input type="checkbox"/>	BERNIE MOWINSKI (REPUBLICAN PARTY)	73	0.26%	<div></div>
<input type="checkbox"/>	C.W. GARDNER (REPUBLICAN PARTY)	189	0.66%	<div></div>
<input type="checkbox"/>	DESHON PORTER (REPUBLICAN PARTY)	90	0.31%	<div></div>
<input type="checkbox"/>	VICKY HARTZLER (REPUBLICAN PARTY)	4,381	15.32%	<div></div>
<input type="checkbox"/>	DAVE SIMS (REPUBLICAN PARTY)	101	0.35%	<div></div>
<input type="checkbox"/>	MARK McCLOSKEY (REPUBLICAN PARTY)	1,356	4.74%	<div></div>
<input type="checkbox"/>	ERIC McELROY (REPUBLICAN PARTY)	134	0.47%	<div></div>
<input type="checkbox"/>	DENNIS LEE CHILTON (REPUBLICAN PARTY)	74	0.26%	<div></div>
<input type="checkbox"/>	ROBERT ALLEN (REPUBLICAN PARTY)	92	0.32%	<div></div>
<input type="checkbox"/>	DAVE SCHATZ (REPUBLICAN PARTY)	348	1.22%	<div></div>
<input type="checkbox"/>	HARTFORD TUNNELL (REPUBLICAN PARTY)	29	0.10%	<div></div>
<input type="checkbox"/>	KEVIN C. SCHEPERS (REPUBLICAN PARTY)	60	0.21%	<div></div>
<input type="checkbox"/>	RICKEY JOINER (REPUBLICAN PARTY)	63	0.22%	<div></div>
<input type="checkbox"/>	ROBERT OLSON (REPUBLICAN PARTY)	57	0.20%	<div></div>
<input type="checkbox"/>	RUSSEL PEALER BREYFOGLE Jr (REPUBLICAN PARTY)	49	0.17%	<div></div>
<input type="checkbox"/>	DARRELL LEON McClANAHAN III (REPUBLICAN PARTY)	82	0.29%	<div></div>
<input type="checkbox"/>	CURTIS D. VAUGHN (REPUBLICAN PARTY)	239	0.84%	<div></div>
VIEW RESULTS BY PRECINCT ►				

STATE AUDITOR (VOTE FOR 1)				
<input type="checkbox"/>	DAVID GREGORY (REPUBLICAN PARTY)	9,517	37.45%	<div><div></div></div>
<input type="checkbox"/>	SCOTT FITZPATRICK (REPUBLICAN PARTY)	15,894	62.55%	<div><div></div></div>
VIEW RESULTS BY PRECINCT ►				

US REPRESENTATIVE DISTRICT 3 (VOTE FOR 1)				
<input type="checkbox"/>	BRANDON WILKINSON (REPUBLICAN PARTY)	2,596	28.02%	<div><div></div></div>
<input type="checkbox"/>	BLAINE LUETKEMEYER (REPUBLICAN PARTY)	5,276	56.95%	<div><div></div></div>
<input type="checkbox"/>	DUSTIN HILL (REPUBLICAN PARTY)	1,151	12.42%	<div><div></div></div>
<input type="checkbox"/>	RICHARD SKWIRA Jr. (REPUBLICAN PARTY)	241	2.60%	<div><div></div></div>
VIEW RESULTS BY PRECINCT ►				

US REPRESENTATIVE DISTRICT 8 (VOTE FOR 1)				
<input type="checkbox"/>	JASON SMITH (REPUBLICAN PARTY)	11,597	69.33%	<div><div></div></div>
<input type="checkbox"/>	JACOB TURNER (REPUBLICAN PARTY)	5,130	30.67%	<div><div></div></div>
VIEW RESULTS BY PRECINCT ►				

STATE SENATOR DISTRICT 22 (VOTE FOR 1)				
<input type="checkbox"/>	DAN SHAUL (REPUBLICAN PARTY)	5,093	23.32%	<div><div></div></div>
<input type="checkbox"/>	SHANE RODEN (REPUBLICAN PARTY)	3,886	17.79%	<div><div></div></div>
<input type="checkbox"/>	MARY ELIZABETH COLEMAN (REPUBLICAN PARTY)	7,614	34.87%	<div><div></div></div>
<input type="checkbox"/>	JEFF ROORDA (REPUBLICAN PARTY)	5,245	24.02%	<div><div></div></div>
VIEW RESULTS BY PRECINCT ►				

STATE REPRESENTATIVE DISTRICT 97 (VOTE FOR 1)				
<input type="checkbox"/>	DAVID CASTEEL (REPUBLICAN PARTY)	2,558	68.09%	<div><div></div></div>
<input type="checkbox"/>	RYAN JONES (REPUBLICAN PARTY)	1,199	31.91%	<div><div></div></div>
VIEW RESULTS BY PRECINCT ►				

STATE REPRESENTATIVE DISTRICT 111 (VOTE FOR 1)				
<input type="checkbox"/>	GARY BONACKER (REPUBLICAN PARTY)	2,811	52.07%	<div><div></div></div>
<input type="checkbox"/>	CHRISTOPHER RAY (REPUBLICAN PARTY)	698	12.93%	<div><div></div></div>
<input type="checkbox"/>	ROBERT (RAGZ) FALCONE (REPUBLICAN PARTY)	501	9.28%	<div><div></div></div>
<input type="checkbox"/>	CECELIE WILLIAMS (REPUBLICAN PARTY)	1,388	25.71%	<div><div></div></div>
VIEW RESULTS BY PRECINCT ►				

STATE REPRESENTATIVE DISTRICT 112 (VOTE FOR 1)				
<input type="checkbox"/>	RENEE REUTER (REPUBLICAN PARTY)	3,613	100.00%	<div><div></div></div>
VIEW RESULTS BY PRECINCT ►				

STATE REPRESENTATIVE DISTRICT 113 (VOTE FOR 1)				
<input type="checkbox"/>	TERRY BURGESS (REPUBLICAN PARTY)	2,019	46.84%	<div><div></div></div>
<input type="checkbox"/>	PHIL AMATO (REPUBLICAN PARTY)	2,291	53.16%	<div><div></div></div>
VIEW RESULTS BY PRECINCT ►				

STATE REPRESENTATIVE DISTRICT 114 (VOTE FOR 1)				
<input type="checkbox"/>	KEN WALLER (REPUBLICAN PARTY)	2,606	55.79%	<div><div></div></div>
<input type="checkbox"/>	ANN MOLONEY (REPUBLICAN PARTY)	2,065	44.21%	<div><div></div></div>
VIEW RESULTS BY PRECINCT ►				

STATE REPRESENTATIVE DISTRICT 115 (VOTE FOR 1)				
<input type="checkbox"/>	CYNDI BUCHHEIT-COURTWAY (REPUBLICAN PARTY)	4,229	100.00%	<div></div>
VIEW RESULTS BY PRECINCT ►				

CIRCUIT JUDGE CIRCUIT 23 DIVISION 3 (VOTE FOR 1)				
<input type="checkbox"/>	DIANNA BARTELS (REPUBLICAN PARTY)	5,794	22.71%	<div></div>
<input type="checkbox"/>	TRAVIS PARTNEY (REPUBLICAN PARTY)	14,940	58.56%	<div></div>
<input type="checkbox"/>	MICHELLE HUGHES (REPUBLICAN PARTY)	4,778	18.73%	<div></div>
VIEW RESULTS BY PRECINCT ►				

ASSOCIATE CIRCUIT JUDGE CIRCUIT 23 DIVISION 10 (VOTE FOR 1)				
<input type="checkbox"/>	JEFFREY COLEMAN (REPUBLICAN PARTY)	22,222	100.00%	<div></div>
VIEW RESULTS BY PRECINCT ►				

ASSOCIATE CIRCUIT JUDGE CIRCUIT 23 DIVISION 11 (VOTE FOR 1)				
<input type="checkbox"/>	JACOB T. COSTELLO (REPUBLICAN PARTY)	7,325	28.87%	<div></div>
<input type="checkbox"/>	LUCAS NULL (REPUBLICAN PARTY)	5,066	19.97%	<div></div>
<input type="checkbox"/>	CARL W. "WES" YATES III (REPUBLICAN PARTY)	3,437	13.55%	<div></div>
<input type="checkbox"/>	JULIANNE "JULI" PLATZ HAND (REPUBLICAN PARTY)	9,544	37.62%	<div></div>
VIEW RESULTS BY PRECINCT ►				

ASSOCIATE CIRCUIT JUDGE CIRCUIT 23 DIVISION 12 (VOTE FOR 1)				
<input type="checkbox"/>	ANTONIO "TONY" MANANSALA (REPUBLICAN PARTY)	22,189	100.00%	<div></div>
VIEW RESULTS BY PRECINCT ►				

ASSOCIATE CIRCUIT JUDGE CIRCUIT 23 DIVISION 13 (VOTE FOR 1)				
<input type="checkbox"/>	KATHERINE HARDY SENKEL (REPUBLICAN PARTY)	21,831	100.00%	<div></div>
VIEW RESULTS BY PRECINCT ►				

ASSOCIATE CIRCUIT JUDGE CIRCUIT 23 DIVISION 14 (VOTE FOR 1)				
<input type="checkbox"/>	TIM MILLER (REPUBLICAN PARTY)	21,953	100.00%	<div></div>
VIEW RESULTS BY PRECINCT ►				

ASSOCIATE CIRCUIT JUDGE CIRCUIT 23 DIVISION 15 (VOTE FOR 1)				
<input type="checkbox"/>	SHANNON R. DOUGHERTY (REPUBLICAN PARTY)	22,041	100.00%	<div></div>
VIEW RESULTS BY PRECINCT ►				

CIRCUIT CLERK (VOTE FOR 1)				
<input type="checkbox"/>	MIKE REUTER (REPUBLICAN PARTY)	16,520	65.15%	<div></div>
<input type="checkbox"/>	GARY W. DAVIS (REPUBLICAN PARTY)	8,837	34.85%	<div></div>
VIEW RESULTS BY PRECINCT ►				

COUNTY EXECUTIVE (VOTE FOR 1)				
<input type="checkbox"/>	DENNIS GANNON (REPUBLICAN PARTY)	15,119	55.69%	<div></div>
<input type="checkbox"/>	PAUL WIELAND (REPUBLICAN PARTY)	12,029	44.31%	<div></div>
VIEW RESULTS BY PRECINCT ►				

COUNTY COUNCIL MEMBER DISTRICT 1 (VOTE FOR 1)					
<input type="checkbox"/>	KENNETH MERRILL (REPUBLICAN PARTY)	1,285	32.56%	<div><div></div></div>	
<input type="checkbox"/>	ELIJAH HUDDLESTON (REPUBLICAN PARTY)	342	8.66%	<div><div></div></div>	
<input type="checkbox"/>	BRIAN HASKINS (REPUBLICAN PARTY)	1,346	34.10%	<div><div></div></div>	
<input type="checkbox"/>	ELIZABETH A. SERGEL (REPUBLICAN PARTY)	974	24.68%	<div><div></div></div>	
VIEW RESULTS BY PRECINCT ►					

COUNTY COUNCIL MEMBER DISTRICT 3 (VOTE FOR 1)					
<input type="checkbox"/>	JOHNATHAN M SPARKS (REPUBLICAN PARTY)	551	16.79%	<div><div></div></div>	
<input type="checkbox"/>	PHIL HENDRICKSON (REPUBLICAN PARTY)	1,339	40.81%	<div><div></div></div>	
<input type="checkbox"/>	SHANNON OTTO (REPUBLICAN PARTY)	1,391	42.40%	<div><div></div></div>	
VIEW RESULTS BY PRECINCT ►					

COUNTY COUNCIL MEMBER DISTRICT 5 (VOTE FOR 1)					
<input type="checkbox"/>	SCOTT SEEK (REPUBLICAN PARTY)	1,380	38.71%	<div><div></div></div>	
<input type="checkbox"/>	TONY POUSOSA (REPUBLICAN PARTY)	888	24.91%	<div><div></div></div>	
<input type="checkbox"/>	ROBERT "BOBBY" KAYE (REPUBLICAN PARTY)	1,297	36.38%	<div><div></div></div>	
VIEW RESULTS BY PRECINCT ►					

COUNTY COUNCIL MEMBER DISTRICT 7 (VOTE FOR 1)					
<input type="checkbox"/>	VICTORIA GOAD JAMES (REPUBLICAN PARTY)	1,000	21.71%	<div><div></div></div>	
<input type="checkbox"/>	BOB TULLOCK (REPUBLICAN PARTY)	2,060	44.71%	<div><div></div></div>	
<input type="checkbox"/>	LINDA SCHROEDER (REPUBLICAN PARTY)	1,078	23.40%	<div><div></div></div>	
<input type="checkbox"/>	KIM PARRISH (REPUBLICAN PARTY)	469	10.18%	<div><div></div></div>	
VIEW RESULTS BY PRECINCT ►					

COUNTY CLERK (VOTE FOR 1)					
<input type="checkbox"/>	JEANNIE GOFF (REPUBLICAN PARTY)	17,753	67.81%	<div><div></div></div>	
<input type="checkbox"/>	JEREMY DAY (REPUBLICAN PARTY)	8,428	32.19%	<div><div></div></div>	
VIEW RESULTS BY PRECINCT ►					

RECORDER OF DEEDS (VOTE FOR 1)					
<input type="checkbox"/>	DEBBIE "DUNNEGAN" WATERS (REPUBLICAN PARTY)	16,614	64.27%	<div><div></div></div>	
<input type="checkbox"/>	JASON DUTTON (REPUBLICAN PARTY)	9,236	35.73%	<div><div></div></div>	
VIEW RESULTS BY PRECINCT ►					

COLLECTOR (VOTE FOR 1)					
<input type="checkbox"/>	MICHELLE WORTH (REPUBLICAN PARTY)	18,241	70.30%	<div><div></div></div>	
<input type="checkbox"/>	SHANNON RODEN (REPUBLICAN PARTY)	7,705	29.70%	<div><div></div></div>	
VIEW RESULTS BY PRECINCT ►					

AUDITOR (VOTE FOR 1)				
<input type="checkbox"/>	KRISTY L APPRILL (REPUBLICAN PARTY)	16,305	64.58%	<div><div></div></div>
<input type="checkbox"/>	MICHAEL S. MINICKY (REPUBLICAN PARTY)	8,944	35.42%	<div><div></div></div>
VIEW RESULTS BY PRECINCT >				

PROSECUTING ATTORNEY (VOTE FOR 1)				
<input type="checkbox"/>	TRISHA STEFANSKI (REPUBLICAN PARTY)	22,126	100.00%	<div><div></div></div>
VIEW RESULTS BY PRECINCT >				

BIG RIVER TOWNSHIP COMMITTEEMAN (VOTE FOR 1)				
<input type="checkbox"/>	JOHN GIANCOLA (REPUBLICAN PARTY)	474	54.17%	<div><div></div></div>
<input type="checkbox"/>	KELLY WAYMON (REPUBLICAN PARTY)	395	45.14%	<div><div></div></div>
<input type="checkbox"/>	WRITE-IN	6	0.69%	<div><div></div></div>
VIEW RESULTS BY PRECINCT >				

CENTRAL TOWNSHIP COMMITTEEMAN (VOTE FOR 1)				
<input type="checkbox"/>	GARY WRIGHT (REPUBLICAN PARTY)	947	45.95%	<div><div></div></div>
<input type="checkbox"/>	BOB BOYER (REPUBLICAN PARTY)	1,097	53.23%	<div><div></div></div>
<input type="checkbox"/>	WRITE-IN	17	0.82%	<div><div></div></div>
VIEW RESULTS BY PRECINCT >				

HIGH RIDGE TOWNSHIP COMMITTEEMAN (VOTE FOR 1)				
<input type="checkbox"/>	QUENTIN JOHANNES (REPUBLICAN PARTY)	617	32.10%	<div><div></div></div>
<input type="checkbox"/>	DARRON R FORREST (REPUBLICAN PARTY)	1,270	66.08%	<div><div></div></div>
<input type="checkbox"/>	WRITE-IN	35	1.82%	<div><div></div></div>
VIEW RESULTS BY PRECINCT >				

IMPERIAL TOWNSHIP COMMITTEEMAN (VOTE FOR 1)				
<input type="checkbox"/>	JIM BERBERICH (REPUBLICAN PARTY)	752	26.74%	<div><div></div></div>
<input type="checkbox"/>	BOB CURTIS (REPUBLICAN PARTY)	839	29.84%	<div><div></div></div>
<input type="checkbox"/>	CHARLES GROETEKE (REPUBLICAN PARTY)	1,201	42.71%	<div><div></div></div>
<input type="checkbox"/>	WRITE-IN	20	0.71%	<div><div></div></div>
VIEW RESULTS BY PRECINCT >				

IMPERIAL TOWNSHIP COMMITTEEWOMAN (VOTE FOR 1)				
<input type="checkbox"/>	DIANE BERBERICH (REPUBLICAN PARTY)	1,271	46.76%	<div><div></div></div>
<input type="checkbox"/>	DEBORAH "DEB" CURTIS (REPUBLICAN PARTY)	1,421	52.28%	<div><div></div></div>
<input type="checkbox"/>	WRITE-IN	26	0.96%	<div><div></div></div>
VIEW RESULTS BY PRECINCT >				

MERAMEC TOWNSHIP COMMITTEEMAN (VOTE FOR 1)				
<input type="checkbox"/>	DERRICK GOOD (REPUBLICAN PARTY)	1,235	49.86%	<div><div></div></div>
<input type="checkbox"/>	DAVE KELSAY (REPUBLICAN PARTY)	759	30.64%	<div><div></div></div>
<input type="checkbox"/>	VICTOR E. RIEBOLD Jr (REPUBLICAN PARTY)	450	18.17%	<div><div></div></div>
<input type="checkbox"/>	WRITE-IN	33	1.33%	<div><div></div></div>
VIEW RESULTS BY PRECINCT >				

MERAMEC TOWNSHIP COMMITTEEWOMAN (VOTE FOR 1)				
<input type="checkbox"/>	ALIANA GOOD (REPUBLICAN PARTY)	637	25.45%	<div><div></div></div>
<input type="checkbox"/>	MARY DUNNEGAN (REPUBLICAN PARTY)	1,349	53.90%	<div><div></div></div>
<input type="checkbox"/>	JACLYN RIEBOLD (REPUBLICAN PARTY)	489	19.54%	<div><div></div></div>
<input type="checkbox"/>	WRITE-IN	28	1.12%	<div><div></div></div>
VIEW RESULTS BY PRECINCT >				

ROCK TOWNSHIP COMMITTEEMAN (VOTE FOR 1)				
<input type="checkbox"/>	ALAN D. LEADERBRAND (REPUBLICAN PARTY)	884	33.17%	<div><div></div></div>
<input type="checkbox"/>	BILL ALTER (REPUBLICAN PARTY)	1,185	44.47%	<div><div></div></div>
<input type="checkbox"/>	WILLIAM PATTERSON, Jr. (REPUBLICAN PARTY)	566	21.24%	<div><div></div></div>
<input type="checkbox"/>	WRITE-IN	30	1.13%	<div><div></div></div>
VIEW RESULTS BY PRECINCT ►				

VALLE TOWNSHIP COMMITTEEMAN (VOTE FOR 1)				
<input type="checkbox"/>	DANIEL "DAN" STALLMAN (REPUBLICAN PARTY)	1,035	65.22%	<div><div></div></div>
<input type="checkbox"/>	JEREMY DENNISON (REPUBLICAN PARTY)	541	34.09%	<div><div></div></div>
<input type="checkbox"/>	WRITE-IN	11	0.69%	<div><div></div></div>
VIEW RESULTS BY PRECINCT ►				

WINDSOR TOWNSHIP COMMITTEEMAN (VOTE FOR 1)				
<input type="checkbox"/>	GARY SWAN (REPUBLICAN PARTY)	953	47.65%	<div><div></div></div>
<input type="checkbox"/>	DAVID DAY (REPUBLICAN PARTY)	1,024	51.20%	<div><div></div></div>
<input type="checkbox"/>	WRITE-IN	23	1.15%	<div><div></div></div>
VIEW RESULTS BY PRECINCT ►				

WINDSOR TOWNSHIP COMMITTEEWOMAN (VOTE FOR 1)				
<input type="checkbox"/>	SHARON L SWAN (REPUBLICAN PARTY)	1,075	54.16%	<div><div></div></div>
<input type="checkbox"/>	WHENDY MOORE (REPUBLICAN PARTY)	892	44.94%	<div><div></div></div>
<input type="checkbox"/>	WRITE-IN	18	0.91%	<div><div></div></div>
VIEW RESULTS BY PRECINCT ►				

US SENATOR (VOTE FOR 1)				
<input type="checkbox"/>	LEWIS ROLEN (DEMOCRATIC PARTY)	170	1.66%	<div><div></div></div>
<input type="checkbox"/>	GENA ROSS (DEMOCRATIC PARTY)	241	2.36%	<div><div></div></div>
<input type="checkbox"/>	CARLA COFFEE WRIGHT (DEMOCRATIC PARTY)	224	2.19%	<div><div></div></div>
<input type="checkbox"/>	JOSH SHIPP (DEMOCRATIC PARTY)	107	1.05%	<div><div></div></div>
<input type="checkbox"/>	SPENCER TODER (DEMOCRATIC PARTY)	390	3.81%	<div><div></div></div>
<input type="checkbox"/>	LUCAS KUNCE (DEMOCRATIC PARTY)	2,847	27.82%	<div><div></div></div>
<input type="checkbox"/>	JEWEL KELLY (DEMOCRATIC PARTY)	375	3.66%	<div><div></div></div>
<input type="checkbox"/>	CLARENCE (CLAY) TAYLOR (DEMOCRATIC PARTY)	57	0.56%	<div><div></div></div>
<input type="checkbox"/>	PAT KELLY (DEMOCRATIC PARTY)	128	1.25%	<div><div></div></div>
<input type="checkbox"/>	TRUDY BUSCH VALENTINE (DEMOCRATIC PARTY)	5,574	54.47%	<div><div></div></div>
<input type="checkbox"/>	RONALD (RON) WILLIAM HARRIS (DEMOCRATIC PARTY)	120	1.17%	<div><div></div></div>
VIEW RESULTS BY PRECINCT ►				

STATE AUDITOR (VOTE FOR 1)				
<input type="checkbox"/>	ALAN GREEN (DEMOCRATIC PARTY)	9,374	100.00%	<div><div></div></div>
VIEW RESULTS BY PRECINCT ►				

US REPRESENTATIVE DISTRICT 3 (VOTE FOR 1)				
<input type="checkbox"/>	JON KARLEN (DEMOCRATIC PARTY)	366	11.69%	<div><div></div></div>
<input type="checkbox"/>	BETHANY MANN (DEMOCRATIC PARTY)	2,349	75.05%	<div><div></div></div>
<input type="checkbox"/>	ANDREW DALY (DEMOCRATIC PARTY)	306	9.78%	<div><div></div></div>
<input type="checkbox"/>	DYLAN DURRWACHTER (DEMOCRATIC PARTY)	109	3.48%	<div><div></div></div>
VIEW RESULTS BY PRECINCT ►				

US REPRESENTATIVE DISTRICT 8 (VOTE FOR 1)				
<input type="checkbox"/>	RANDI McCALLIAN (DEMOCRATIC PARTY)	6,455	100.00%	<input type="text"/>
VIEW RESULTS BY PRECINCT ►				

STATE SENATOR DISTRICT 22 (VOTE FOR 1)				
<input type="checkbox"/>	BENJAMIN HAGIN (DEMOCRATIC PARTY)	7,680	100.00%	<input type="text"/>
VIEW RESULTS BY PRECINCT ►				

STATE REPRESENTATIVE DISTRICT 114 (VOTE FOR 1)				
<input type="checkbox"/>	JESSIE SHEPHERD (DEMOCRATIC PARTY)	1,533	100.00%	<input type="text"/>
VIEW RESULTS BY PRECINCT ►				

STATE REPRESENTATIVE DISTRICT 115 (VOTE FOR 1)				
<input type="checkbox"/>	BARBARA MARCO (DEMOCRATIC PARTY)	1,432	100.00%	<input type="text"/>
VIEW RESULTS BY PRECINCT ►				

COUNTY EXECUTIVE (VOTE FOR 1)				
<input type="checkbox"/>	FRAN NEWKIRK (DEMOCRATIC PARTY)	9,402	100.00%	<input type="text"/>
VIEW RESULTS BY PRECINCT ►				

COUNTY CLERK (VOTE FOR 1)				
<input type="checkbox"/>	TRACY JOHNSON (DEMOCRATIC PARTY)	9,400	100.00%	<input type="text"/>
VIEW RESULTS BY PRECINCT ►				

US SENATOR (VOTE FOR 1)				
<input type="checkbox"/>	JONATHAN DINE (LIBERTARIAN PARTY)	112	100.00%	<input type="text"/>
VIEW RESULTS BY PRECINCT ►				

STATE AUDITOR (VOTE FOR 1)				
<input type="checkbox"/>	JOHN A. HARTWIG Jr. (LIBERTARIAN PARTY)	110	100.00%	<input type="text"/>
VIEW RESULTS BY PRECINCT ►				

US REPRESENTATIVE DISTRICT 8 (VOTE FOR 1)				
<input type="checkbox"/>	JIM HIGGINS (LIBERTARIAN PARTY)	79	100.00%	<input type="text"/>
VIEW RESULTS BY PRECINCT ►				

US SENATOR (VOTE FOR 1)				
<input type="checkbox"/>	PAUL VENABLE (CONSTITUTION PARTY)	39	100.00%	<input type="text"/>
VIEW RESULTS BY PRECINCT ►				

HILLSBORO R-III SCHOOL DISTRICT PROPOSITION KIDS (VOTE FOR 1)				
<input type="checkbox"/>	YES	2,754	56.64%	<input type="text"/>
<input type="checkbox"/>	NO	2,108	43.36%	<input type="text"/>
VIEW RESULTS BY PRECINCT ►				

BIG RIVER AMBULANCE DISTRICT PROPOSITION SAFETY (VOTE FOR 1)				
<input type="checkbox"/>	YES	2,720	59.09%	<input type="text"/>
<input type="checkbox"/>	NO	1,883	40.91%	<input type="text"/>
VIEW RESULTS BY PRECINCT ►				

NORTH JEFFERSON COUNTY AMBULANCE DISTRICT PROPOSITION SAFETY
(VOTE FOR 1)

<input type="checkbox"/> YES	2,847	59.70%	<div><div></div></div>
<input type="checkbox"/> NO	1,922	40.30%	<div><div></div></div>

[VIEW RESULTS BY PRECINCT ►](#)

Election Summary Report
PRIMARY ELECTION - TUESDAY, AUGUST 2, 2022
ST. FRANCOIS COUNTY, MISSOURI
August 2, 2022 Primary
UNOFFICIAL RESULTS

Date: 8/2/2022
Time: 7:59:51 AM
Page 1/4

Registered Voters 35,764 - Total Ballots 9,788 : 27.37%

22 of 22 Precincts Reporting 100.00%

Party Distribution

Number of Precincts	22	
Precincts Reporting	22	100.00%
Total Ballots	9,788	

NON-PARTISAN	183	1.87%
REPUBLICAN PARTY	7,800	79.69%
DEMOCRATIC PARTY	1,745	17.83%
LIBERTARIAN PARTY	49	0.50%
CONSTITUTION PARTY	11	0.11%

US SENATOR
(REPUBLICAN PARTY)

Number of Precincts	22	
Precincts Reporting	22	100.00%
Vote For 1		
Total Votes	7,494	

PATRICK A LEWIS	129	1.72%
ERIC SCHMITT	3,737	49.87%
BILLY LONG	109	1.45%
ERIC GREITENS	1,746	23.30%
BERNIE MOWINSKI	22	0.29%
C.W. GARDNER	27	0.36%
DESHON PORTER	23	0.31%
VICKY HARTZLER	905	12.08%
DAVE SIMS	26	0.35%
MARK McCLOSKEY	499	6.66%
ERIC McELROY	40	0.53%
DENNIS LEE CHILTON	20	0.27%
ROBERT ALLEN	25	0.33%
DAVE SCHATZ	80	1.07%
HARTFORD TUNNELL	8	0.11%
KEVIN C. SCHEPERS	10	0.13%
RICKEY JOINER	7	0.09%
ROBERT OLSON	12	0.16%
RUSSEL PEALER BREYFOGLE Jr	8	0.11%
DARRELL LEON McCLANAHAN III	23	0.31%
CURTIS D. VAUGHN	38	0.51%

STATE AUDITOR
(REPUBLICAN PARTY)

Number of Precincts	22	
Precincts Reporting	22	100.00%
Vote For 1		
Total Votes	6,472	

DAVID GREGORY	2,252	34.80%
SCOTT FITZPATRICK	4,220	65.20%

US REPRESENTATIVE DISTRICT 8
(REPUBLICAN PARTY)

Number of Precincts	22	
Precincts Reporting	22	100.00%
Vote For 1		
Total Votes	7,299	

JASON SMITH	5,834	79.93%
JACOB TURNER	1,465	20.07%

STATE REPRESENTATIVE DISTRICT 116
(REPUBLICAN PARTY)

Number of Precincts	11	
Precincts Reporting	11	100.00%
Vote For 1		
Total Votes	2,807	

DALE WRIGHT	2,807	100.00%
-------------	-------	---------

STATE REPRESENTATIVE DISTRICT 117
(REPUBLICAN PARTY)

Number of Precincts	18	
Precincts Reporting	18	100.00%
Vote For 1		
Total Votes	3,476	

MIKE HENDERSON	3,476	100.00%
----------------	-------	---------

Election Summary Report
PRIMARY ELECTION - TUESDAY, AUGUST 2, 2022
ST. FRANCOIS COUNTY, MISSOURI
August 2, 2022 Primary
UNOFFICIAL RESULTS

Date: 8/2/2022
Time: 7:59:51 AM
Page 2/4

Registered Voters 35,764 - Total Ballots 9,788 : 27.37%

22 of 22 Precincts Reporting 100.00%

ASSOCIATE CIRCUIT JUDGE CIRCUIT 24 DIVISION 3
(REPUBLICAN PARTY)

Number of Precincts	22	
Precincts Reporting	22	100.00%
Vote For 1		
Total Votes	5,952	

BRICE SECHREST	5,952	100.00%
----------------	-------	---------

CIRCUIT CLERK
(REPUBLICAN PARTY)

Number of Precincts	22	
Precincts Reporting	22	100.00%
Vote For 1		
Total Votes	7,068	

KRISTINA BONE	3,795	53.69%
ELAINE EASTER	3,273	46.31%

ASSOCIATE CIRCUIT JUDGE CIRCUIT 24 DIVISION 4
(REPUBLICAN PARTY)

Number of Precincts	22	
Precincts Reporting	22	100.00%
Vote For 1		
Total Votes	7,485	

PATRICK L. KING	5,229	69.86%
JULIE McCARVER	2,256	30.14%

RECORDER OF DEEDS
(REPUBLICAN PARTY)

Number of Precincts	22	
Precincts Reporting	22	100.00%
Vote For 1		
Total Votes	5,990	

JAY GRAF	5,990	100.00%
----------	-------	---------

PRESIDING COMMISSIONER
(REPUBLICAN PARTY)

Number of Precincts	22	
Precincts Reporting	22	100.00%
Vote For 1		
Total Votes	5,795	

HAROLD GALLAHER	5,795	100.00%
-----------------	-------	---------

PROSECUTING ATTORNEY
(REPUBLICAN PARTY)

Number of Precincts	22	
Precincts Reporting	22	100.00%
Vote For 1		
Total Votes	7,550	

MELISSA GILLIAM	3,545	46.95%
BLAKE DUDLEY	4,005	53.05%

COUNTY CLERK
(REPUBLICAN PARTY)

Number of Precincts	22	
Precincts Reporting	22	100.00%
Vote For 1		
Total Votes	5,849	

KEVIN ENGLER	5,849	100.00%
--------------	-------	---------

COUNTY COLLECTOR
(REPUBLICAN PARTY)

Number of Precincts	22	
Precincts Reporting	22	100.00%
Vote For 1		
Total Votes	5,789	

ANGIE USERY	5,789	100.00%
-------------	-------	---------

Election Summary Report
PRIMARY ELECTION - TUESDAY, AUGUST 2, 2022
ST. FRANCOIS COUNTY, MISSOURI
August 2, 2022 Primary
UNOFFICIAL RESULTS

Date: 8/2/2022
Time: 7:59:51 AM
Page 3/4

Registered Voters 35,764 - Total Ballots 9,788 : 27.37%

22 of 22 Precincts Reporting 100.00%

COUNTY AUDITOR
(REPUBLICAN PARTY)

Number of Precincts	22	
Precincts Reporting	22	100.00%
Vote For 1		
Total Votes	5,903	

LOUIE SEIBERLICH	5,903	100.00%
------------------	-------	---------

PERRY TOWNSHIP COMMITTEEMAN
(REPUBLICAN PARTY)

Number of Precincts	7	
Precincts Reporting	7	100.00%
Vote For 1		
Total Votes	1,023	

MIKE MILLER	1,005	98.24%
Write-in	18	1.76%

ST. FRANCOIS TOWNSHIP COMMITTEEMAN
(REPUBLICAN PARTY)

Number of Precincts	11	
Precincts Reporting	11	100.00%
Vote For 1		
Total Votes	2,961	

BEN BRADLEY	986	33.30%
CHUCK DODSON	1,362	46.00%
KYLE SMITH	584	19.72%
Write-in	29	0.98%

US SENATOR
(DEMOCRATIC PARTY)

Number of Precincts	22	
Precincts Reporting	22	100.00%
Vote For 1		
Total Votes	1,716	

LEWIS ROLEN	27	1.57%
GENA ROSS	36	2.10%
CARLA COFFEE WRIGHT	51	2.97%
JOSH SHIPP	16	0.93%
SPENCER TODER	46	2.68%
LUCAS KUNCE	450	26.22%
JEWEL KELLY	45	2.62%
CLARENCE (CLAY) TAYLOR	8	0.47%
PAT KELLY	52	3.03%
TRUDY BUSCH VALENTINE	953	55.54%
RONALD (RON) WILLIAM HARRIS	32	1.86%

STATE AUDITOR
(DEMOCRATIC PARTY)

Number of Precincts	22	
Precincts Reporting	22	100.00%
Vote For 1		
Total Votes	1,475	

ALAN GREEN	1,475	100.00%
------------	-------	---------

US REPRESENTATIVE DISTRICT 8
(DEMOCRATIC PARTY)

Number of Precincts	22	
Precincts Reporting	22	100.00%
Vote For 1		
Total Votes	1,501	

RANDI McCALLIAN	1,501	100.00%
-----------------	-------	---------

Election Summary Report
PRIMARY ELECTION - TUESDAY, AUGUST 2, 2022
ST. FRANCOIS COUNTY, MISSOURI
August 2, 2022 Primary
UNOFFICIAL RESULTS

Date: 8/2/2022
Time: 7:59:51 AM
Page 4/4

Registered Voters 35,764 - Total Ballots 9,788 : 27.37%

22 of 22 Precincts Reporting 100.00%

US SENATOR
(LIBERTARIAN PARTY)

Number of Precincts	22	
Precincts Reporting	22	100.00%
Vote For 1		
Total Votes	43	

JONATHAN DINE	43	100.00%
---------------	----	---------

US SENATOR
(CONSTITUTION PARTY)

Number of Precincts	22	
Precincts Reporting	22	100.00%
Vote For 1		
Total Votes	10	

PAUL VENABLE	10	100.00%
--------------	----	---------

STATE AUDITOR
(LIBERTARIAN PARTY)

Number of Precincts	22	
Precincts Reporting	22	100.00%
Vote For 1		
Total Votes	42	

JOHN A. HARTWIG Jr.	42	100.00%
---------------------	----	---------

COUNTY OF ST. FRANCOIS PROPOSITION P

Number of Precincts	22	
Precincts Reporting	22	100.00%
Vote For 1		
Total Votes	9,648	

YES	5,212	54.02%
NO	4,436	45.98%

US REPRESENTATIVE DISTRICT 8
(LIBERTARIAN PARTY)

Number of Precincts	22	
Precincts Reporting	22	100.00%
Vote For 1		
Total Votes	45	

JIM HIGGINS	45	100.00%
-------------	----	---------

PRESIDING COMMISSIONER
(LIBERTARIAN PARTY)

Number of Precincts	22	
Precincts Reporting	22	100.00%
Vote For 1		
Total Votes	43	

RYAN COOPER	43	100.00%
-------------	----	---------

RECORDER OF DEEDS
(LIBERTARIAN PARTY)

Number of Precincts	22	
Precincts Reporting	22	100.00%
Vote For 1		
Total Votes	45	

JACOB REAGAN GOFF	45	100.00%
-------------------	----	---------



0

August 2, 2022 Primary Election

UNOFFICIAL ELECTION RESULTS

Absentee Ballots: **Complete**
In-Person Ballots: **Complete**

VOTER TURNOUT

22.2%



Ballots Cast 2,932
Registered Voters 13,191

PRECINCTS REPORTING

100%



Not Reporting 0
Fully Reporting 13
Total Precincts 13

Showing 23 of 23 contests

US SENATOR (VOTE FOR 1)				
<input type="checkbox"/>	PATRICK A LEWIS (REPUBLICAN PARTY)	32	1.56%	<div></div>
<input type="checkbox"/>	ERIC SCHMITT (REPUBLICAN PARTY)	1,089	53.23%	<div></div>
<input type="checkbox"/>	BILLY LONG (REPUBLICAN PARTY)	29	1.42%	<div></div>
<input type="checkbox"/>	ERIC GREITENS (REPUBLICAN PARTY)	379	18.52%	<div></div>
<input type="checkbox"/>	BERNIE MOWINSKI (REPUBLICAN PARTY)	9	0.44%	<div></div>
<input type="checkbox"/>	C.W. GARDNER (REPUBLICAN PARTY)	10	0.49%	<div></div>
<input type="checkbox"/>	DESHON PORTER (REPUBLICAN PARTY)	4	0.20%	<div></div>
<input type="checkbox"/>	VICKY HARTZLER (REPUBLICAN PARTY)	337	16.47%	<div></div>
<input type="checkbox"/>	DAVE SIMS (REPUBLICAN PARTY)	8	0.39%	<div></div>
<input type="checkbox"/>	MARK McCLOSKEY (REPUBLICAN PARTY)	75	3.67%	<div></div>
<input type="checkbox"/>	ERIC McELROY (REPUBLICAN PARTY)	8	0.39%	<div></div>
<input type="checkbox"/>	DENNIS LEE CHILTON (REPUBLICAN PARTY)	2	0.10%	<div></div>
<input type="checkbox"/>	ROBERT ALLEN (REPUBLICAN PARTY)	4	0.20%	<div></div>
<input type="checkbox"/>	DAVE SCHATZ (REPUBLICAN PARTY)	25	1.22%	<div></div>
<input type="checkbox"/>	HARTFORD TUNNELL (REPUBLICAN PARTY)	4	0.20%	<div></div>
<input type="checkbox"/>	KEVIN C. SCHEPERS (REPUBLICAN PARTY)	0	0.00%	<div></div>
<input type="checkbox"/>	RICKEY JOINER (REPUBLICAN PARTY)	2	0.10%	<div></div>
<input type="checkbox"/>	ROBERT OLSON (REPUBLICAN PARTY)	5	0.24%	<div></div>
<input type="checkbox"/>	RUSSEL PEALER BREYFOGLE Jr (REPUBLICAN PARTY)	3	0.15%	<div></div>
<input type="checkbox"/>	DARRELL LEON McClANAHAN III (REPUBLICAN PARTY)	8	0.39%	<div></div>
<input type="checkbox"/>	CURTIS D. VAUGHN (REPUBLICAN PARTY)	13	0.64%	<div></div>
VIEW RESULTS BY PRECINCT ►				

STATE AUDITOR (VOTE FOR 1)				
<input type="checkbox"/>	DAVID GREGORY (REPUBLICAN PARTY)	613	33.76%	<div><div></div></div>
<input type="checkbox"/>	SCOTT FITZPATRICK (REPUBLICAN PARTY)	1,203	66.24%	<div><div></div></div>
VIEW RESULTS BY PRECINCT ►				

US REPRESENTATIVE DISTRICT 8 (VOTE FOR 1)				
<input type="checkbox"/>	JASON SMITH (REPUBLICAN PARTY)	1,633	83.02%	<div><div></div></div>
<input type="checkbox"/>	JACOB TURNER (REPUBLICAN PARTY)	334	16.98%	<div><div></div></div>
VIEW RESULTS BY PRECINCT ►				

STATE REPRESENTATIVE DISTRICT 145 (VOTE FOR 1)				
<input type="checkbox"/>	RICK FRANCIS (REPUBLICAN PARTY)	1,541	100.00%	<div><div></div></div>
VIEW RESULTS BY PRECINCT ►				

ASSOCIATE CIRCUIT JUDGE (VOTE FOR 1)				
<input type="checkbox"/>	TIMOTHY INMAN (REPUBLICAN PARTY)	1,631	100.00%	<div><div></div></div>
VIEW RESULTS BY PRECINCT ►				

PRESIDING COMMISSIONER (VOTE FOR 1)				
<input type="checkbox"/>	RANDY RUZICKA (REPUBLICAN PARTY)	1,616	100.00%	<div><div></div></div>
VIEW RESULTS BY PRECINCT ►				

RECORDER OF DEEDS (VOTE FOR 1)				
<input type="checkbox"/>	MARY JANE FALLERT WHITE (REPUBLICAN PARTY)	1,623	100.00%	<div><div></div></div>
VIEW RESULTS BY PRECINCT ►				

COUNTY COLLECTOR (VOTE FOR 1)				
<input type="checkbox"/>	KIM (RESINGER) GIELOW (REPUBLICAN PARTY)	1,111	54.41%	<div><div></div></div>
<input type="checkbox"/>	LISA (KLEIN) MARSCHEL (REPUBLICAN PARTY)	931	45.59%	<div><div></div></div>
VIEW RESULTS BY PRECINCT ►				

UNION TOWNSHIP COMMITTEEWOMAN (VOTE FOR 1)				
<input type="checkbox"/>	KERRY KENNON (REPUBLICAN PARTY)	150	53.00%	<div><div></div></div>
<input type="checkbox"/>	NANCY L. CLUBB (REPUBLICAN PARTY)	132	46.64%	<div><div></div></div>
<input type="checkbox"/>	WRITE-IN	1	0.35%	<div><div></div></div>
VIEW RESULTS BY PRECINCT ►				

US SENATOR (VOTE FOR 1)				
<input type="checkbox"/>	LEWIS ROLEN (DEMOCRATIC PARTY)	11	1.48%	<div><div></div></div>
<input type="checkbox"/>	GENA ROSS (DEMOCRATIC PARTY)	11	1.48%	<div><div></div></div>
<input type="checkbox"/>	CARLA COFFEE WRIGHT (DEMOCRATIC PARTY)	14	1.88%	<div><div></div></div>
<input type="checkbox"/>	JOSH SHIPP (DEMOCRATIC PARTY)	5	0.67%	<div><div></div></div>
<input type="checkbox"/>	SPENCER TODER (DEMOCRATIC PARTY)	12	1.61%	<div><div></div></div>
<input type="checkbox"/>	LUCAS KUNCE (DEMOCRATIC PARTY)	211	28.32%	<div><div></div></div>
<input type="checkbox"/>	JEWEL KELLY (DEMOCRATIC PARTY)	9	1.21%	<div><div></div></div>
<input type="checkbox"/>	CLARENCE (CLAY) TAYLOR (DEMOCRATIC PARTY)	4	0.54%	<div><div></div></div>
<input type="checkbox"/>	PAT KELLY (DEMOCRATIC PARTY)	15	2.01%	<div><div></div></div>
<input type="checkbox"/>	TRUDY BUSCH VALENTINE (DEMOCRATIC PARTY)	441	59.19%	<div><div></div></div>
<input type="checkbox"/>	RONALD (RON) WILLIAM HARRIS (DEMOCRATIC PARTY)	12	1.61%	<div><div></div></div>
VIEW RESULTS BY PRECINCT ►				

STATE AUDITOR (VOTE FOR 1)				
<input type="checkbox"/>	ALAN GREEN (DEMOCRATIC PARTY)	615	100.00%	<input type="text"/>
VIEW RESULTS BY PRECINCT ►				

US REPRESENTATIVE DISTRICT 8 (VOTE FOR 1)				
<input type="checkbox"/>	RANDI McCALLIAN (DEMOCRATIC PARTY)	621	100.00%	<input type="text"/>
VIEW RESULTS BY PRECINCT ►				

PRESIDING COMMISSIONER (VOTE FOR 1)				
<input type="checkbox"/>	DAVID BOVA (DEMOCRATIC PARTY)	697	100.00%	<input type="text"/>
VIEW RESULTS BY PRECINCT ►				

COUNTY CLERK (VOTE FOR 1)				
<input type="checkbox"/>	SUE WOLK (DEMOCRATIC PARTY)	698	100.00%	<input type="text"/>
VIEW RESULTS BY PRECINCT ►				

CIRCUIT CLERK (VOTE FOR 1)				
<input type="checkbox"/>	JULIE BOVA (DEMOCRATIC PARTY)	685	100.00%	<input type="text"/>
VIEW RESULTS BY PRECINCT ►				

RECORDER OF DEEDS (VOTE FOR 1)				
<input type="checkbox"/>	ANNETTE ROTH (DEMOCRATIC PARTY)	676	100.00%	<input type="text"/>
VIEW RESULTS BY PRECINCT ►				

COUNTY TREASURER (VOTE FOR 1)				
<input type="checkbox"/>	SARA HOOG (DEMOCRATIC PARTY)	680	100.00%	<input type="text"/>
VIEW RESULTS BY PRECINCT ►				

PROSECUTING ATTORNEY (VOTE FOR 1)				
<input type="checkbox"/>	WAYNE R. WILLIAMS (DEMOCRATIC PARTY)	645	100.00%	<input type="text"/>
VIEW RESULTS BY PRECINCT ►				

COUNTY COLLECTOR (VOTE FOR 1)				
<input type="checkbox"/>	SUSAN MUELLER (DEMOCRATIC PARTY)	664	100.00%	<input type="text"/>
VIEW RESULTS BY PRECINCT ►				

US SENATOR (VOTE FOR 1)				
<input type="checkbox"/>	JONATHAN DINE (LIBERTARIAN PARTY)	3	100.00%	<input type="text"/>
VIEW RESULTS BY PRECINCT ►				

STATE AUDITOR (VOTE FOR 1)				
<input type="checkbox"/>	JOHN A. HARTWIG Jr. (LIBERTARIAN PARTY)	4	100.00%	<input type="text"/>
VIEW RESULTS BY PRECINCT ►				

US REPRESENTATIVE DISTRICT 8 (VOTE FOR 1)				
<input type="checkbox"/>	JIM HIGGINS (LIBERTARIAN PARTY)	3	100.00%	<input type="text"/>
VIEW RESULTS BY PRECINCT ►				

US SENATOR (VOTE FOR 1)				
<input type="checkbox"/>	PAUL VENABLE (CONSTITUTION PARTY)	0	0.00%	<input type="text"/>
VIEW RESULTS BY PRECINCT ►				

Election Summary Report
PRIMARY ELECTION - TUESDAY, AUGUST 2, 2022
CAPE GIRARDEAU COUNTY, MISSOURI
Election Results
Unofficial Cumulative Results

Date: 8/2/2022
Time: 8:55:11 PM
Page 1/4

Registered Voters 54,135 - Total Ballots 11,956 : 22.09%

35 of 35 Precincts Reporting 100.00%

Party Distribution

Number of Precincts	35	
Precincts Reporting	35	100.00%
Total Ballots	11,956	
NON-PARTISAN	34	0.28%
REPUBLICAN PARTY	10,113	84.59%
DEMOCRATIC PARTY	1,774	14.84%
LIBERTARIAN PARTY	28	0.23%
CONSTITUTION PARTY	7	0.06%

**US SENATOR
(REPUBLICAN PARTY)**

Number of Precincts	35	
Precincts Reporting	35	100.00%
Vote For 1		
Total Votes	9,913	

PATRICK A LEWIS	154	1.55%
ERIC SCHMITT	5,482	55.30%
BILLY LONG	75	0.76%
ERIC GREITENS	1,964	19.81%
BERNIE MOWINSKI	26	0.26%
C.W. GARDNER	33	0.33%
DESHON PORTER	25	0.25%
VICKY HARTZLER	1,572	15.86%
DAVE SIMS	19	0.19%
MARK McCLOSKEY	343	3.46%
ERIC McELROY	38	0.38%
DENNIS LEE CHILTON	5	0.05%
ROBERT ALLEN	17	0.17%
DAVE SCHATZ	48	0.48%
HARTFORD TUNNELL	7	0.07%
KEVIN C. SCHEPERS	3	0.03%
RICKEY JOINER	14	0.14%
ROBERT OLSON	14	0.14%
RUSSEL PEALER BREYFOGLE Jr	8	0.08%
DARRELL LEON McCLANAHAN III	16	0.16%
CURTIS D. VAUGHN	50	0.50%

**STATE AUDITOR
(REPUBLICAN PARTY)**

Number of Precincts	35	
Precincts Reporting	35	100.00%
Vote For 1		
Total Votes	9,042	
DAVID GREGORY	3,420	37.82%
SCOTT FITZPATRICK	5,622	62.18%

**US REPRESENTATIVE DISTRICT 8
(REPUBLICAN PARTY)**

Number of Precincts	35	
Precincts Reporting	35	100.00%
Vote For 1		
Total Votes	9,696	
JASON SMITH	8,009	82.60%
JACOB TURNER	1,687	17.40%

**STATE REPRESENTATIVE DISTRICT 146
(REPUBLICAN PARTY)**

Number of Precincts	23	
Precincts Reporting	23	100.00%
Vote For 1		
Total Votes	4,519	
BARRY D. HOVIS	4,519	100.00%

**STATE REPRESENTATIVE DISTRICT 147
(REPUBLICAN PARTY)**

Number of Precincts	16	
Precincts Reporting	16	100.00%
Vote For 1		
Total Votes	4,036	
JOHN VOSS	1,616	40.04%
ELAINE EDGAR	1,236	30.62%
NATHAN THOMAS	1,184	29.34%

Election Summary Report
PRIMARY ELECTION - TUESDAY, AUGUST 2, 2022
CAPE GIRARDEAU COUNTY, MISSOURI
Election Results
Unofficial Cumulative Results

Date: 8/2/2022
Time: 8:55:11 PM
Page 2/4

Registered Voters 54,135 - Total Ballots 11,956 : 22.09%

35 of 35 Precincts Reporting 100.00%

**STATE REPRESENTATIVE DISTRICT 151
(REPUBLICAN PARTY)**

Number of Precincts	6	
Precincts Reporting	6	100.00%
Vote For 1		
Total Votes	415	

HERMAN MORSE	415	100.00%
--------------	-----	---------

**ASSOCIATE CIRCUIT JUDGE DIVISION 3
(REPUBLICAN PARTY)**

Number of Precincts	35	
Precincts Reporting	35	100.00%
Vote For 1		
Total Votes	7,984	

FRANK E. MILLER	7,984	100.00%
-----------------	-------	---------

**ASSOCIATE CIRCUIT JUDGE DIVISION 4
(REPUBLICAN PARTY)**

Number of Precincts	35	
Precincts Reporting	35	100.00%
Vote For 1		
Total Votes	7,833	

JULIA M. KOESTER	7,833	100.00%
------------------	-------	---------

**PRESIDING COMMISSIONER
(REPUBLICAN PARTY)**

Number of Precincts	35	
Precincts Reporting	35	100.00%
Vote For 1		
Total Votes	7,915	

CLINT TRACY	7,915	100.00%
-------------	-------	---------

**CIRCUIT CLERK
(REPUBLICAN PARTY)**

Number of Precincts	35	
Precincts Reporting	35	100.00%
Vote For 1		
Total Votes	9,140	

CHARLEEN (CHARLIE) BIESTER	3,515	38.46%
DANIEL LEIMBACH	1,941	21.24%
ASHLEY SCHUESSLER	3,684	40.31%

**COUNTY CLERK
(REPUBLICAN PARTY)**

Number of Precincts	35	
Precincts Reporting	35	100.00%
Vote For 1		
Total Votes	8,283	

KARA CLARK SUMMERS	8,283	100.00%
--------------------	-------	---------

**RECORDER OF DEEDS
(REPUBLICAN PARTY)**

Number of Precincts	35	
Precincts Reporting	35	100.00%
Vote For 1		
Total Votes	8,069	

ANDREW DAVID (DREW) BLATTNER	8,069	100.00%
---------------------------------	-------	---------

**PROSECUTING ATTORNEY
(REPUBLICAN PARTY)**

Number of Precincts	35	
Precincts Reporting	35	100.00%
Vote For 1		
Total Votes	8,026	

MARK J. WELKER	8,026	100.00%
----------------	-------	---------

Election Summary Report
PRIMARY ELECTION - TUESDAY, AUGUST 2, 2022
CAPE GIRARDEAU COUNTY, MISSOURI
Election Results
Unofficial Cumulative Results

Date: 8/2/2022
Time: 8:55:11 PM
Page 3/4

Registered Voters 54,135 - Total Ballots 11,956 : 22.09%

35 of 35 Precincts Reporting 100.00%

**COUNTY AUDITOR
(REPUBLICAN PARTY)**

Number of Precincts	35	
Precincts Reporting	35	100.00%
Vote For 1		
Total Votes	7,920	

EUGENE (PETE) FRAZIER III	7,920	100.00%
---------------------------	-------	---------

**COLLECTOR OF REVENUE
(REPUBLICAN PARTY)**

Number of Precincts	35	
Precincts Reporting	35	100.00%
Vote For 1		
Total Votes	8,054	

BARBARA GHOLSON	8,054	100.00%
-----------------	-------	---------

**BYRD 6 PRECINCT COMMITTEEWOMAN
(REPUBLICAN PARTY)**

Number of Precincts	3	
Precincts Reporting	3	100.00%
Vote For 1		
Total Votes	286	

MEGAN LYDIA GILLILAND	174	60.84%
JANET BOSTON	111	38.81%
Write-in	1	0.35%

**CAPE GIRARDEAU PRECINCT 1 COMMITTEEMAN
(REPUBLICAN PARTY)**

Number of Precincts	3	
Precincts Reporting	3	100.00%
Vote For 1		
Total Votes	279	

JOHN VOSS	188	67.38%
MARK K. SLINKARD	90	32.26%
Write-in	1	0.36%

**CAPE GIRARDEAU PRECINCT 3A COMMITTEEMAN
(REPUBLICAN PARTY)**

Number of Precincts	3	
Precincts Reporting	3	100.00%
Vote For 1		
Total Votes	319	

TOMMY R. HAMILTON	183	57.37%
JONATHAN VAN HORN	127	39.81%
Write-in	9	2.82%

**US SENATOR
(DEMOCRATIC PARTY)**

Number of Precincts	35	
Precincts Reporting	35	100.00%
Vote For 1		
Total Votes	1,751	

LEWIS ROLEN	45	2.57%
GENA ROSS	68	3.88%
CARLA COFFEE WRIGHT	106	6.05%
JOSH SHIPP	34	1.94%
SPENCER TODER	70	4.00%
LUCAS KUNCE	868	49.57%
JEWEL KELLY	64	3.66%
CLARENCE (CLAY) TAYLOR	19	1.09%
PAT KELLY	31	1.77%
TRUDY BUSCH VALENTINE	422	24.10%
RONALD (RON) WILLIAM HARRIS	24	1.37%

**STATE AUDITOR
(DEMOCRATIC PARTY)**

Number of Precincts	35	
Precincts Reporting	35	100.00%
Vote For 1		
Total Votes	1,593	

ALAN GREEN	1,593	100.00%
------------	-------	---------

Election Summary Report
PRIMARY ELECTION - TUESDAY, AUGUST 2, 2022
CAPE GIRARDEAU COUNTY, MISSOURI
Election Results
Unofficial Cumulative Results

Date: 8/2/2022
Time: 8:55:11 PM
Page 4/4

Registered Voters 54,135 - Total Ballots 11,956 : 22.09%

35 of 35 Precincts Reporting 100.00%

**US REPRESENTATIVE DISTRICT 8
(DEMOCRATIC PARTY)**

Number of Precincts	35	
Precincts Reporting	35	100.00%
Vote For 1		
Total Votes	1,603	

RANDI McCALLIAN	1,603	100.00%
-----------------	-------	---------

**STATE REPRESENTATIVE DISTRICT 147
(LIBERTARIAN PARTY)**

Number of Precincts	16	
Precincts Reporting	16	100.00%
Vote For 1		
Total Votes	19	

GREG TLAPEK	19	100.00%
-------------	----	---------

**STATE REPRESENTATIVE DISTRICT 147
(DEMOCRATIC PARTY)**

Number of Precincts	16	
Precincts Reporting	16	100.00%
Vote For 1		
Total Votes	909	

ANDY LEIGHTON	909	100.00%
---------------	-----	---------

**US SENATOR
(CONSTITUTION PARTY)**

Number of Precincts	35	
Precincts Reporting	35	100.00%
Vote For 1		
Total Votes	6	

PAUL VENABLE	6	100.00%
--------------	---	---------

**US SENATOR
(LIBERTARIAN PARTY)**

Number of Precincts	35	
Precincts Reporting	35	100.00%
Vote For 1		
Total Votes	27	

JONATHAN DINE	27	100.00%
---------------	----	---------

JACKSON CITY QUESTION

Number of Precincts	6	
Precincts Reporting	6	100.00%
Vote For 1		
Total Votes	2,369	

YES	1,857	78.39%
NO	512	21.61%

**STATE AUDITOR
(LIBERTARIAN PARTY)**

Number of Precincts	35	
Precincts Reporting	35	100.00%
Vote For 1		
Total Votes	26	

JOHN A. HARTWIG Jr.	26	100.00%
---------------------	----	---------

**US REPRESENTATIVE DISTRICT 8
(LIBERTARIAN PARTY)**

Number of Precincts	35	
Precincts Reporting	35	100.00%
Vote For 1		
Total Votes	27	

JIM HIGGINS	27	100.00%
-------------	----	---------

We are missing election results
for the following counties in the
state of Missouri:

AUDRAIN
GASCONADE
MARION
MONROE
PERRY
RALLS
SCOTLAND
SHELBY